


**STATEMENT OF APPROPRIATIONS, ALLOTMENTS, OBLIGATIONS, DISBURSEMENTS, AND BALANCES**  
As of the Quarter Ending December 31, 2013


Department : PRESIDENTIAL COMMUNICATIONS OPERATIONS OFFICE  
Agency/OU : BUREAU OF COMMUNICATIONS SERVICES  
Fund: 101

Particulars	Appropriations			Allotments			Current Year Obligations					Current Year Disbursements				Balances				
	Authorized Appropriation	Adjustments	Adjusted Appropriation	Allotments Received	Transfer To	Transfer From	Adjusted Total Allotments	1st Quarter ending March 31	2nd Quarter ending June 30	3rd Quarter ending Oct. 30	4th Quarter ending Dec. 31	TOTAL	1st Quarter ending March 31	2nd Quarter ending June 30	3rd Quarter ending Oct. 31	4th Quarter ending Dec. 31	TOTAL	Unreleased Appropriation	Unobligated Allotment	Unpaid Obligations
1	2	3	4=(2+3)	5	6	7	8=(5+6+7)	9	10	11	12	13=(9+10+11+12)	14	15	16	17	18=(14+15+16+17)	19=(4-8)	20=(8-13)	21=(13-18)
<b>I. CURRENT YEAR BUDGET/APPROPRIATIONS</b>																				
<b>A. AGENCY SPECIFIC BUDGET</b>																				
Personnel Services	16,794,000.00	535,300.00	17,329,300.00	17,329,300.00			17,329,300.00	5,100,532.38	5,373,841.28	4,465,650.48	2,388,777.32	17,328,801.46	4,536,221.82	5,339,876.30	4,454,999.08	2,997,704.26	17,328,801.46	0.00	498.54	0.00
Maintenance & Other Operating Exp.	13,945,000.00	(535,300.00)	13,409,700.00	13,409,700.00			13,409,700.00	6,251,179.97	2,487,246.68	2,140,562.70	2,504,844.02	13,383,833.37	2,955,980.81	3,959,816.62	3,397,708.31	3,061,505.81	13,375,011.55	0.00	25,866.63	8,821.82
Capital Outlays	13,600,000.00		13,600,000.00	13,600,000.00			13,600,000.00	11,082,777.00	288,799.00	93,460.00	1,620,913.00	13,085,949.00	49,000.00	11,286,076.00	129,960.00	-9,488,877.00	1,976,159.00	0.00	514,051.00	11,109,790.00
<b>B. SPECIAL PURPOSE FUNDS</b>																				
Miscellaneous Personnel Benefits Fund				2,619,372.00			2,619,372.00				2,619,372.00	2,619,372.00				2,619,372.00	2,619,372.00	0.00	0.00	0.00
Personnel Services			0.00	617,500.00			617,500.00			355,000.00	262,500.00	617,500.00			355,000.00	262,500.00	617,500.00	0.00	0.00	0.00
Pension and Gratuity Fund/Retirement Benefits Fund																				
Personnel Services			0.00	62,313.00			62,313.00			62,313.00		62,313.00			62,313.00		62,313.00	0.00	0.00	0.00
<b>C. AUTOMATIC APPROPRIATIONS</b>																				
Retirement and Life Insurance Premium																				
Personnel Services	1,603,000.00		1,603,000.00	1,603,000.00			1,603,000.00	391,402.60	448,609.39	445,551.35	300,459.60	1,586,022.94	391,402.60	448,609.39	445,551.35	300,459.60	1,586,022.94	0.00	16,977.06	0.00
				243,633.00			243,633.00				149,384.28	149,384.28				149,384.28	149,384.28	0.00	94,248.72	0.00
<b>TOTAL CURRENT YEAR BUDGET/APPROPRIATIONS</b>	<b>45,942,000.00</b>	<b>0.00</b>	<b>45,942,000.00</b>	<b>49,484,818.00</b>	<b>0.00</b>	<b>0.00</b>	<b>49,484,818.00</b>	<b>22,825,891.95</b>	<b>8,598,496.35</b>	<b>7,562,537.53</b>	<b>9,846,250.22</b>	<b>48,833,176.05</b>	<b>7,932,605.23</b>	<b>21,034,378.31</b>	<b>8,845,531.74</b>	<b>-97,951.05</b>	<b>37,714,564.23</b>	<b>0.00</b>	<b>651,641.95</b>	<b>11,118,611.82</b>
<b>II. PRIOR YEAR'S BUDGET/ CONTINUING APPROPRIATIONS</b>																				
<b>D. UNRELEASED APPROPRIATION</b>																				
AGENCY SPECIFIC BUDGET																				
Personnel Services			0.00	0.00			0.00					0.00				0.00	0.00	0.00	0.00	0.00
Maintenance & Other Operating Exp.			0.00	0.00			0.00					0.00				0.00	0.00	0.00	0.00	0.00
Capital Outlays			0.00	0.00			0.00					0.00				0.00	0.00	0.00	0.00	0.00
<b>E. SPECIAL PURPOSE FUNDS</b>																				
Calamity Fund																				
Maintenance & Other Operating Exp.			0.00	0.00			0.00					0.00				0.00	0.00	0.00	0.00	0.00
Capital Outlays			0.00	0.00			0.00					0.00				0.00	0.00	0.00	0.00	0.00
<b>F. UNOBLIGATED ALLOTMENT</b>																				
Personnel Services (under CFAG)			0.00	0.00			0.00					0.00				0.00	0.00	0.00	0.00	0.00
Maintenance & Other Operating Exp.	702,417.27		702,417.27	702,417.27			702,417.27	262,995.60	428,470.35	7,810.00	3,141.32	702,417.27	262,995.60	428,470.35	7,810.00	3,141.32	702,417.27	0.00	0.00	0.00
Capital Outlays (realigned)	343,000.00		343,000.00	343,000.00			343,000.00			316,590.00	26,410.00	343,000.00			316,590.00		316,590.00	0.00	0.00	26,410.00
<b>TOTAL PRIOR YEAR'S BUDGET/ CONTINUING APPROPRIATIONS</b>	<b>1,045,417.27</b>	<b>0.00</b>	<b>1,045,417.27</b>	<b>0.00</b>	<b>0.00</b>	<b>0.00</b>	<b>0.00</b>	<b>262,995.60</b>	<b>428,470.35</b>	<b>324,400.00</b>	<b>29,551.32</b>	<b>1,045,417.27</b>	<b>262,995.60</b>	<b>428,470.35</b>	<b>324,400.00</b>	<b>3,141.32</b>	<b>1,019,007.27</b>	<b>0.00</b>	<b>0.00</b>	<b>26,410.00</b>
<b>GRAND TOTAL</b>	<b>46,987,417.27</b>	<b>0.00</b>	<b>46,987,417.27</b>	<b>49,484,818.00</b>	<b>0.00</b>	<b>0.00</b>	<b>49,484,818.00</b>	<b>23,088,887.55</b>	<b>9,026,966.70</b>	<b>7,886,937.53</b>	<b>9,875,801.54</b>	<b>49,878,593.32</b>	<b>8,195,600.83</b>	<b>21,462,848.66</b>	<b>9,169,931.74</b>	<b>-94,809.73</b>	<b>38,733,571.50</b>	<b>0.00</b>	<b>651,641.95</b>	<b>11,145,021.82</b>

Certified Correct:

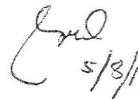
  
MYLENE T. RAÑOSA  
OIC-Budget Section

Approved By:

  
JOHN S. MANALILI  
Director IV

Certified Correct:

  
NESTOR B. DATO, JR.  
Chief-Accounting Section

  
5/3/14