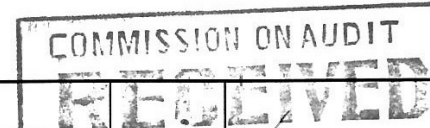


QUARTERLY PHYSICAL REPORT OF OPERATIONS as of JUNE 30, 2016

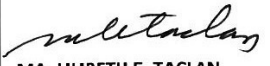
BAR No. 1

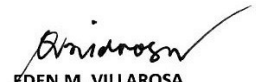
Department : Presidential Communications Operations Office
 Agency : BUREAU OF COMMUNICATIONS SERVICES
 Organization Code (UACS) : 25 003 00 00000





Particulars	UACS CODE	PHYSICAL TARGETS					PHYSICAL ACCOMPLISHMENTS					Variance	Remarks
		1st Quarter	2nd Quarter	3rd Quarter	4th Quarter	Total	1st Quarter	2nd Quarter	3rd Quarter	4th Quarter	Total DATE		
1	2	3	4	5	6	7 = (3 + 4+5+6)	8	9	10	11	12=(8+9+10+11)	13	14
Major Programs/Projects:													
KRA No. 1 - Anti-Corruption, Transparent, Accountable and Participatory Governance													
Performance Indicator 1:													
I. Operations													
a. Audio-visual materials													
1. Photo Exhibit Production													
2. Staging of Photo Exhibits													
b. Special Events (i.e. Forum, symposia, seminars)													
c. Website													
d. Print/Electronic Publications													
1. Print Publications													
2. CD-Electronic Publications													
Total Quantity for Operations													
e. Communications Planning, Project Evaluation and Data Research													
1. Project Proposal													
2. Project Evaluation													
GAD Projects													
a. Seminars/Forums													
b. Print publications - IEC materials													
II. General Administration & Support													
Financial & Personnel Management, Human Resource DV't., Property & Supply procurement & Management, General Services and other Administrative works													
Establishment and Development of ISO 9001:2008-Aligned QMS													
GAA Compliance - Information materials/event on:													
a. National Greening Program (tree planting)													
b. Senior Citizens/Elderly													
c. Climate Change (flyer)													

Particulars	UACS CODE	PHYSICAL TARGETS					PHYSICAL ACCOMPLISHMENTS					Variance	Remarks	
		1st Quarter	2nd Quarter	3rd Quarter	4th Quarter	Total	1st Quarter	2nd Quarter	3rd Quarter	4th Quarter	Total			
1	2	3	4	5	6	7 = (3 + 4+5+6)	8	9	10	11	12=(8+9+10+11)	13	14	
I. Operations														
Performance Indicator 2:														
1: % of readers who rated communication materials as useful						90%							survey respondents	For Photo Exhibit & Events Customer satisfaction surveys are conducted during or after each event. For selected publications survey is conducted once a year.
2: % of viewers who rated the exhibit as informative						90%	73-100%	148-100%						
Photo Exhibit							73-100%	148-100%						
Staging of Photo Exhibit														
3: % of participants who rated the special event as useful						90%	79-100%	192-100%						
Performance Indicator 3:														
1: % of communication materials delivered as scheduled						90%	90.00%	90.00%						
2: % of exhibits staged as scheduled						90%		85.00%						
3: % of special events conducted as scheduled						90%	100.00%	100.00%						

Prepared by:  MA. LILIBETH E. TACLAN
OIC-Planning Division

In coordination with:  EDEN M. VILLAROSA
Chief-Budget Section

 LINO G. AALA
Chief-FAD

Approved by:  Dr. JOHN S. MANALILI, CESO III
Director IV

Date _____