

PAID
20 Apr 2019
CMA

STATEMENT OF APPROPRIATIONS, ALLOTMENTS, OBLIGATIONS, DISBURSEMENTS AND BALANCES

As of the Quarter Ending MARCH 31, 2019

Department : PRESIDENTIAL COMMUNICATIONS OPERATIONS OFFICE

Agency/OU : BUREAU OF COMMUNICATIONS SERVICES

Organization Code : 25 003 00 00000

Fund Cluster : 01 -Regular Agency Fund

1 / Current Year Appropriations
(Reenacted Budget)

Particulars	UACS CODE	Appropriations			Allotments			Current Year Obligations					Current Year Disbursements					Balances			
		Authorized Appropriation	Adjustments	Adjusted Appropriation	Allotments Received	Adjustments	Adjusted Total Allotments	1st Quarter ending March 31	2nd Quarter ending June 30	3rd Quarter ending Sept. 30	4th Quarter ending Dec. 31	TOTAL	1st Quarter ending March 31	2nd Quarter ending June 30	3rd Quarter ending Sept. 30	4th Quarter ending Dec. 31	TOTAL	Unreleased Appropriation	Unobligated Allotment	Unpaid Obligations (13-18)=(21+22)	
																				Due and Demandable	Not Yet Due and Demandable
1	2	3	4	5=(3+4)	6	7	8= [(6+(-7))]	9	10	11	12	13= (9+10+11+12)	14	15	16	17	18=(14+15+16+17)	19 = (5-8)	20= (8-13)	21	22
I. AGENCY SPECIFIC BUDGET																					
Specific Budget of National Government Agencies	01 101 101							9,606,276.49				9,606,276.49	7,127,358.02				7,127,358.02		-9,606,276.49	1,855,428.45	623,490.02
General Administration and Support	1000000000000000	0.00		0.00	0.00		0.00	5,222,445.07	0.00	0.00	0.00	5,222,445.07	3,531,001.34	0.00	0.00	0.00	3,531,001.34	0.00	-5,222,445.07	1,156,703.71	534,740.02
General management and supervision	100000100001000																				
PS				0.00			0.00	2,761,881.58				2,761,881.58	2,532,724.68				2,532,724.68	0.00	-2,761,881.58	229,156.90	
MOOE				0.00			0.00	2,460,563.49				2,460,563.49	998,276.66				998,276.66	0.00	-2,460,563.49	927,546.81	534,740.02
CO				0.00			0.00					0.00					0.00		0.00	0.00	
Administration of Personnel Benefits	100000100002000																				
PS				0.00			0.00					0.00					0.00	0.00	0.00		
Operations	3000000000000000	0.00		0.00	0.00		0.00	4,383,831.42	0.00	0.00	0.00	4,383,831.42	3,596,356.68	0.00	0.00	0.00	3,596,356.68	0.00	-4,383,831.42	698,724.74	88,750.00
OO : Public access, engagement and understanding of Presidential policies and government programs achieved	3100000000000000																				
GOVERNMENT COMMUNICATIONS PROGRAM	3101000000000000							4,383,831.42				4,383,831.42	3,596,356.68	0.00	0.00	0.00	3,596,356.68	0.00	-4,383,831.42	698,724.74	88,750.00
Development and production of special publications and audio-visual information/communication materials	310100100001000							2,977,626.85				2,977,626.85	2,789,954.30				2,789,954.30	0.00	-2,977,626.85	187,672.55	0.00
PS				0.00			0.00	2,679,951.26				2,679,951.26	2,492,278.71				2,492,278.71	0.00	-2,679,951.26	187,672.55	
MOOE				0.00			0.00	297,675.59				297,675.59	297,675.59				297,675.59	0.00	-297,675.59	0.00	
CO				0.00			0.00														
Production and dissemination of print publications	310100100002000							1,064,572.96				1,064,572.96	483,520.78				483,520.78	0.00	-1,064,572.96	492,302.18	88,750.00
PS				0.00			0.00	451,161.06				451,161.06	418,881.08				418,881.08	0.00	-451,161.06	32,279.98	
MOOE				0.00			0.00	613,411.90				613,411.90	64,639.70				64,639.70	0.00	-613,411.90	460,022.20	88,750.00
CO				0.00			0.00														
Research, planning and evaluation	310100100003000							341,631.61				341,631.61	322,881.60				322,881.60	0.00	-341,631.61	18,750.01	
MOOE				0.00			0.00	341,631.61				341,631.61	322,881.60				322,881.60	0.00	-341,631.61	18,750.01	
CO				0.00	0.00		0.00														
Sub-Total, Agency Specific Budget		0.00		0.00	0.00		0.00	9,606,276.49	0.00	0.00	0.00	9,606,276.49	7,127,358.02	0.00	0.00	0.00	7,127,358.02	0.00	-9,606,276.49	1,855,428.45	623,490.02
PS								5,892,993.90	0.00	0.00	0.00	5,892,993.90	5,443,884.47	0.00	0.00	0.00	5,443,884.47	0.00	-5,892,993.90	449,109.43	0.00
MOOE								3,713,282.59	0.00	0.00	0.00	3,713,282.59	1,683,473.55	0.00	0.00	0.00	1,683,473.55	0.00	-3,713,282.59	1,406,319.02	623,490.02

Particulars	UACS CODE	Appropriations			Allotments			Current Year Obligations					Current Year Disbursements					Balances			
		Authorized Appropriation	Adjustments	Adjusted Appropriation	Allotments Received	Adjustments	Adjusted Total Allotments	1st Quarter ending March 31	2nd Quarter ending June 30	3rd Quarter ending Sept. 30	4th Quarter ending Dec. 31	TOTAL	1st Quarter ending March 31	2nd Quarter ending June 30	3rd Quarter ending Sept. 30	4th Quarter ending Dec. 31	TOTAL	Unreleased Appropriation	Unobligated Allotment	Unpaid Obligations (13-18)=(21+22)	
																				8= ((6+(-7)))	9
II. AUTOMATIC APPROPRIATIONS																					
Retirement and Life Insurance Premium	01 104 102	0.00		0.00	0.00		639,286.54	0.00	0.00	0.00		639,286.54	428,738.74	0.00	0.00	0.00	428,738.74	0.00	-639,286.54	210,547.80	0.00
General Administration and Support							292,270.22					292,270.22	195,012.38				195,012.38		-292,270.22	97,257.84	0.00
General management and supervision	100000100001000						292,270.22					292,270.22	195,012.38				195,012.38	0.00	-292,270.22	97,257.84	0.00
PS				0.00		0.00	292,270.22					292,270.22	195,012.38				195,012.38	0.00	-292,270.22	97,257.84	0.00
Operations	3000000000000000	0.00		0.00	0.00		347,016.32	0.00	0.00	0.00		347,016.32	233,726.36	0.00	0.00	0.00	233,726.36	0.00	-347,016.32	113,289.96	0.00
OO : Public access, engagement and understanding of Presidential policies and government programs achieved	3100000000000000																				
GOVERNMENT COMMUNICATIONS PROGRAM	3101000000000000						347,016.32					347,016.32	233,726.36	0.00	0.00	0.00	233,726.36	0.00	-347,016.32	113,289.96	0.00
Development and production of special publications and audio-visual information/communication materials	310100100001000						298,901.48					298,901.48	202,700.24				202,700.24	0.00	-298,901.48	96,201.24	0.00
PS				0.00		0.00	298,901.48					298,901.48	202,700.24				202,700.24	0.00	-298,901.48	96,201.24	0.00
Production and dissemination of print publications	310100100002000						48,114.84					48,114.84	31,026.12				31,026.12	0.00	-48,114.84	17,088.72	0.00
PS				0.00		0.00	48,114.84					48,114.84	31,026.12				31,026.12	0.00	-48,114.84	17,088.72	0.00
Sub-Total Automatic Appropriations							639,286.54					639,286.54	428,738.74	0.00	0.00	0.00	428,738.74	0.00	-639,286.54	210,547.80	0.00
PS							639,286.54	0.00	0.00	0.00		639,286.54	428,738.74	0.00	0.00	0.00	428,738.74	0.00	-639,286.54	210,547.80	0.00

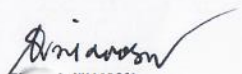
Particulars	UACS CODE	Appropriations			Allotments			Current Year Obligations					Current Year Disbursements					Balances			
		Authorized Appropriation	Adjustments	Adjusted Appropriation	Allotments Received	Adjustments	Adjusted Total Allotments	1st Quarter ending March 31	2nd Quarter ending June 30	3rd Quarter ending Sept. 30	4th Quarter ending Dec. 31	TOTAL	1st Quarter ending March 31	2nd Quarter ending June 30	3rd Quarter ending Sept. 30	4th Quarter ending Dec. 31	TOTAL	Unpaid Obligations (13-18) = (21 + 22)			
																		Unreleased Appropriation	Unobligated Allotment	Due and Demandable	Not Yet Due and Demandable
1	2	3	4	5 = (3+4)	6	7	8 = [(6+(-7))]	9	10	11	12	13 = (9+10+11+12)	14	15	16	17	18 = (14+15+16+17)	19 = (5-8)	20 = (8-13)	21	22
III. SPECIAL PURPOSE FUND																					
Miscellaneous Personnel Benefits Fund	01 101 406	0.00		0.00																	
Personnel and Gratuity Fund	01 101 407	0.00		0.00																	
		0.00		0.00	0.00		0.00	0.00	0.00			0.00	0.00	0.00	0.00	0.00	0.00	0.00	0.00	0.00	0.00
Sub-Total, Special Purpose Fund		0.00		0.00	0.00		0.00	0.00	0.00	0.00	0.00	0.00	0.00	0.00	0.00	0.00	0.00	0.00	0.00	0.00	0.00
PS		0.00		0.00	0.00		0.00	0.00	0.00	0.00	0.00	0.00	0.00	0.00	0.00	0.00	0.00	0.00	0.00	0.00	0.00
GRAND TOTAL		0.00		0.00	0.00		0.00	10,245,563.03	0.00	0.00	0.00	10,245,563.03	7,556,096.76	0.00	0.00	0.00	7,556,096.76	0.00	-10,245,563.03	2,065,976.25	623,490.02
PS		0.00	0.00	0.00	0.00	0.00	0.00	6,532,280.44	0.00	0.00	0.00	6,532,280.44	5,872,623.21	0.00	0.00	0.00	5,872,623.21	0.00	-6,532,280.44	659,657.23	0.00
MOOE		0.00		0.00	0.00		0.00	3,713,282.59	0.00	0.00	0.00	3,713,282.59	1,683,473.55	0.00	0.00	0.00	1,683,473.55	0.00	-3,713,282.59	1,406,319.02	623,490.02
IV. PRIOR YEAR'S BUDGET/OBLIGATIONS																					
ACCOUNTS PAYABLE AS OF DEC. 31, 2018																					
PS													1,132,977.53				1,132,977.53				
MOOE													723,511.48				723,511.48				
													409,466.05				409,466.05				
GRAND TOTAL WITH ACCOUNTS PAYABLE AS OF DEC. 31, 2018		0.00		0.00	0.00		0.00	10,245,563.03	0.00	0.00	0.00	10,245,563.03	8,689,074.29	0.00	0.00	0.00	8,689,074.29	0.00	-10,245,563.03	2,065,976.25	623,490.02
PS		0.00		0.00	0.00		0.00	6,532,280.44	0.00	0.00	0.00	6,532,280.44	6,596,134.69	0.00	0.00	0.00	6,596,134.69	0.00	-6,532,280.44	659,657.23	0.00
MOOE		0.00		0.00	0.00		0.00	3,713,282.59	0.00	0.00	0.00	3,713,282.59	2,092,939.60	0.00	0.00	0.00	2,092,939.60	0.00	-3,713,282.59	1,406,319.02	623,490.02

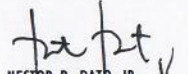
Certified Correct:


Certified Correct:


Recommended By:

Approved By:


E. VILLAROSA
Chief, Budget Section


NESTOR B. DATU, JR.
Chief, Accounting Section


LINO G. AALA
Chief, FAD


EILEEN C. DAVID
Officer-in-Charge