

MONTHLY REPORT OF DISBURSEMENTS
For the month of September 2020


Department : Presidential Communications Operations Office (PCOO)
 Agency/Entity : Bureau of Communications Services
 Operating Unit : < not applicable >
 Organization Code : 25 003 000000
 Fund Cluster : 01 Regular Agency Fund

Particulars	Current Year Budget					Prior Year's Budget											SUB-TOTAL	Trust Liabilities				Grand Total					Remarks
	PS	MOOE	FinEx	CO	TOTAL	Prior Year's Accounts Payable					Current Year's Accounts Payable					TOTAL		PS	MOOE	CO	TOTAL	PS	MOOE	FinEx	CO	TOTAL	
						PS	MOOE	FinEx	CO	Sub-Total	PS	MOOE	FinEx	CO	Sub-Total												
1	2	3	4	5	6=(2+3+4+5)	7	8	9	10	11=(7+8+9+10)	12	13	14	15	16=(12+13+14+15)	17=(11+16)	18=(6+17)	19	20	21	22=(19+20+21)	23	24	25	26	27=(23+24+25+26)	28
CASH DISBURSEMENTS	3,818,646.85	3,372,156.70	0.00	103,539.29	7,294,342.84	0.00	0.00	0.00	0.00	0.00	0.00	0.00	0.00	0.00	0.00	0.00	7,294,342.84	0.00	0.00	0.00	0.00	3,818,646.85	3,372,156.70	0.00	103,539.29	7,294,342.84	
Notice of Cash Allocation (NCA)	3,818,646.85	3,372,156.70	0.00	103,539.29	7,294,342.84	0.00	0.00	0.00	0.00	0.00	0.00	0.00	0.00	0.00	0.00	0.00	7,294,342.84	0.00	0.00	0.00	0.00	3,818,646.85	3,372,156.70	0.00	103,539.29	7,294,342.84	
MDS Checks Issued	451,015.24	511,680.84	0.00	0.00	962,696.08	0.00	0.00	0.00	0.00	0.00	0.00	0.00	0.00	0.00	0.00	0.00	962,696.08	0.00	0.00	0.00	0.00	451,015.24	511,680.84	0.00	0.00	962,696.08	
Advice to Debit Account	3,367,631.61	2,860,475.86	0.00	103,539.29	6,331,646.76	0.00	0.00	0.00	0.00	0.00	0.00	0.00	0.00	0.00	0.00	0.00	6,331,646.76	0.00	0.00	0.00	0.00	3,367,631.61	2,860,475.86	0.00	103,539.29	6,331,646.76	
Notice of Transfer Allocations (NTA)	0.00	0.00	0.00	0.00	0.00	0.00	0.00	0.00	0.00	0.00	0.00	0.00	0.00	0.00	0.00	0.00	0.00	0.00	0.00	0.00	0.00	0.00	0.00	0.00	0.00	0.00	
MDS Checks Issued	0.00	0.00	0.00	0.00	0.00	0.00	0.00	0.00	0.00	0.00	0.00	0.00	0.00	0.00	0.00	0.00	0.00	0.00	0.00	0.00	0.00	0.00	0.00	0.00	0.00	0.00	
Advice to Debit Account	0.00	0.00	0.00	0.00	0.00	0.00	0.00	0.00	0.00	0.00	0.00	0.00	0.00	0.00	0.00	0.00	0.00	0.00	0.00	0.00	0.00	0.00	0.00	0.00	0.00	0.00	
Working Fund for FAPs	0.00	0.00	0.00	0.00	0.00	0.00	0.00	0.00	0.00	0.00	0.00	0.00	0.00	0.00	0.00	0.00	0.00	0.00	0.00	0.00	0.00	0.00	0.00	0.00	0.00	0.00	
Cash Disbursement Ceiling (CDC)	0.00	0.00	0.00	0.00	0.00	0.00	0.00	0.00	0.00	0.00	0.00	0.00	0.00	0.00	0.00	0.00	0.00	0.00	0.00	0.00	0.00	0.00	0.00	0.00	0.00	0.00	
TOTAL CASH DISBURSEMENTS	3,818,646.85	3,372,156.70	0.00	103,539.29	7,294,342.84	0.00	0.00	0.00	0.00	0.00	0.00	0.00	0.00	0.00	0.00	0.00	7,294,342.84	0.00	0.00	0.00	0.00	3,818,646.85	3,372,156.70	0.00	103,539.29	7,294,342.84	
NON-CASH DISBURSEMENTS	154,819.17	221,470.17	0.00	5,860.71	382,150.05	0.00	0.00	0.00	0.00	0.00	0.00	0.00	0.00	0.00	0.00	0.00	382,150.05	0.00	0.00	0.00	0.00	154,819.17	221,470.17	0.00	5,860.71	382,150.05	
Tax Remittance Advices Issued (TRA)	154,819.17	221,470.17	0.00	5,860.71	382,150.05	0.00	0.00	0.00	0.00	0.00	0.00	0.00	0.00	0.00	0.00	0.00	382,150.05	0.00	0.00	0.00	0.00	154,819.17	221,470.17	0.00	5,860.71	382,150.05	
Non-Cash Availment Authority (NCAA)	0.00	0.00	0.00	0.00	0.00	0.00	0.00	0.00	0.00	0.00	0.00	0.00	0.00	0.00	0.00	0.00	0.00	0.00	0.00	0.00	0.00	0.00	0.00	0.00	0.00		
Disbursements effected through outright deductions from claims (e.g. personnel benefits)	0.00	0.00	0.00	0.00	0.00	0.00	0.00	0.00	0.00	0.00	0.00	0.00	0.00	0.00	0.00	0.00	0.00	0.00	0.00	0.00	0.00	0.00	0.00	0.00	0.00		
Overpayment of expenses(e.g. personnel benefits)	0.00	0.00	0.00	0.00	0.00	0.00	0.00	0.00	0.00	0.00	0.00	0.00	0.00	0.00	0.00	0.00	0.00	0.00	0.00	0.00	0.00	0.00	0.00	0.00	0.00		
Restitution for loss of government property	0.00	0.00	0.00	0.00	0.00	0.00	0.00	0.00	0.00	0.00	0.00	0.00	0.00	0.00	0.00	0.00	0.00	0.00	0.00	0.00	0.00	0.00	0.00	0.00	0.00		
Liquidated damages and similar claims	0.00	0.00	0.00	0.00	0.00	0.00	0.00	0.00	0.00	0.00	0.00	0.00	0.00	0.00	0.00	0.00	0.00	0.00	0.00	0.00	0.00	0.00	0.00	0.00	0.00		
Others (TEF, BT, Documentary Stamp Tax, etc.)	0.00	0.00	0.00	0.00	0.00	0.00	0.00	0.00	0.00	0.00	0.00	0.00	0.00	0.00	0.00	0.00	0.00	0.00	0.00	0.00	0.00	0.00	0.00	0.00	0.00		
TOTAL NON-CASH DISBURSEMENTS	154,819.17	221,470.17	0.00	5,860.71	382,150.05	0.00	0.00	0.00	0.00	0.00	0.00	0.00	0.00	0.00	0.00	0.00	382,150.05	0.00	0.00	0.00	0.00	154,819.17	221,470.17	0.00	5,860.71	382,150.05	
GRAND TOTAL	3,973,466.02	3,593,626.87	0.00	109,400.00	7,676,492.89	0.00	0.00	0.00	0.00	0.00	0.00	0.00	0.00	0.00	0.00	0.00	7,676,492.89	0.00	0.00	0.00	0.00	3,973,466.02	3,593,626.87	0.00	109,400.00	7,676,492.89	

SUMMARY


Particulars	Previous Report (2)	This Month (3)	As at Date (4)
Total Disbursement Authorities Received	51,504,614.38	521,755.05	52,026,369.43
NCA	49,367,509.00	139,605.00	49,507,114.00
NTA	0.00	0.00	0.00
Working Fund	0.00	0.00	0.00
TRA	2,137,105.38	382,150.05	2,519,255.43
CDC	0.00	0.00	0.00
NCAA	0.00	0.00	0.00
Less: Notice of Transfer of Allocations (NTA)* issued	0.00	0.00	0.00
Total Disbursement Authorities Available	51,504,614.38	521,755.05	52,026,369.43
Less:	0.00	0.00	0.00
Lapsed NCA	8,447,453.43	1,446,677.66	9,894,131.09
Disbursements	34,455,745.45	7,676,492.89	42,132,238.34
Less: Other Non-Cash Disbursements	0.00	0.00	0.00
Disbursements effected through outright deductions from claims	0.00	0.00	0.00
Overpayment of expenses(e.g. personnel benefits)	0.00	0.00	0.00
Restitution for loss of government property	0.00	0.00	0.00
Liquidated damages and similar claims	0.00	0.00	0.00
Others (e.g. TEF, BT, Docs Stamp, etc.)	0.00	0.00	0.00
Add/Less: Adjustments (e.g. cancelled/staled checks)	0.00	0.00	0.00
Balance of Disbursement Authorities as at date	8,601,415.50	(8,601,415.50)	0.00
Total Disbursements Program	51,504,614.38	521,755.05	52,026,369.43
Less: *Actual Disbursements	34,455,745.45	7,676,492.89	42,132,238.34
(Over)/Under spending	17,048,868.93	(7,154,737.84)	9,894,131.09

Notes: * The use of NTA is discouraged
 Notes: ** Amounts should tally with the grand total disbursement (column 27).

Certified Correct:

KRIZZEL ANN M. PACHECO
 OIC-Accounting Section
 Date: 10/10/2020

Recommending Approval:

NESTOR B. DATO, JR.
 OIC-FAD
 Date: 10/10/2020

Approved By:

MA. FLORINDA PRINCESS E. DUQUE
 Director IV
 Date: 10/10/2020

MONTHLY REPORT OF DISBURSEMENTS
For the month of September 2020

Department : Presidential Communications Operations Office (PCOO)
 Agency/Entity : Bureau of Communications Services
 Operating Unit : < not applicable >
 Organization Code : 25 003 000000
 Fund Cluster : 01 Regular Agency Fund


Particulars	Current Year Budget					Prior Year's Budget											SUB-TOTAL	Trust Liabilities				Grand Total					Remarks	
	PS	MOOE	FinEx	CO	TOTAL	Prior Year's Accounts Payable					Current Year's Accounts Payable					TOTAL		PS	MOOE	CO	TOTAL	PS	MOOE	FinEx	CO	TOTAL		
						PS	MOOE	FinEx	CO	Sub-Total	PS	MOOE	FinEx	CO	Sub-Total													
1	2	3	4	5	6=(2+3+4+5)	7	8	9	10	11=(7+8+9+10)	12	13	14	15	16=(12+13+14+15)	17=(11+16)	18=(6+17)	19	20	21	22=(19+20+21)	23	24	25	26	27=(23+24+25+26)	28	
CASH DISBURSEMENTS	3,818,646.85	3,372,156.70	0.00	103,539.29	7,294,342.84	0.00	0.00	0.00	0.00	0.00	0.00	0.00	0.00	0.00	0.00	0.00	7,294,342.84	0.00	0.00	0.00	0.00	3,818,646.85	3,372,156.70	0.00	103,539.29	7,294,342.84		
Notice of Cash Allocation (NCA)	3,818,646.85	3,372,156.70	0.00	103,539.29	7,294,342.84	0.00	0.00	0.00	0.00	0.00	0.00	0.00	0.00	0.00	0.00	0.00	7,294,342.84	0.00	0.00	0.00	0.00	3,818,646.85	3,372,156.70	0.00	103,539.29	7,294,342.84		
MDS Checks Issued	451,015.24	511,680.84	0.00	0.00	962,696.08	0.00	0.00	0.00	0.00	0.00	0.00	0.00	0.00	0.00	0.00	0.00	962,696.08	0.00	0.00	0.00	0.00	451,015.24	511,680.84	0.00	0.00	962,696.08		
Advice to Debit Account	3,367,631.61	2,860,475.86	0.00	103,539.29	6,331,646.76	0.00	0.00	0.00	0.00	0.00	0.00	0.00	0.00	0.00	0.00	0.00	6,331,646.76	0.00	0.00	0.00	0.00	3,367,631.61	2,860,475.86	0.00	103,539.29	6,331,646.76		
Notice of Transfer Allocations (NTA)	0.00	0.00	0.00	0.00	0.00	0.00	0.00	0.00	0.00	0.00	0.00	0.00	0.00	0.00	0.00	0.00	0.00	0.00	0.00	0.00	0.00	0.00	0.00	0.00	0.00	0.00		
MDS Checks Issued	0.00	0.00	0.00	0.00	0.00	0.00	0.00	0.00	0.00	0.00	0.00	0.00	0.00	0.00	0.00	0.00	0.00	0.00	0.00	0.00	0.00	0.00	0.00	0.00	0.00	0.00	0.00	
Advice to Debit Account	0.00	0.00	0.00	0.00	0.00	0.00	0.00	0.00	0.00	0.00	0.00	0.00	0.00	0.00	0.00	0.00	0.00	0.00	0.00	0.00	0.00	0.00	0.00	0.00	0.00	0.00	0.00	
Working Fund for FAPs	0.00	0.00	0.00	0.00	0.00	0.00	0.00	0.00	0.00	0.00	0.00	0.00	0.00	0.00	0.00	0.00	0.00	0.00	0.00	0.00	0.00	0.00	0.00	0.00	0.00	0.00	0.00	
Cash Disbursement Ceiling (CDC)	0.00	0.00	0.00	0.00	0.00	0.00	0.00	0.00	0.00	0.00	0.00	0.00	0.00	0.00	0.00	0.00	0.00	0.00	0.00	0.00	0.00	0.00	0.00	0.00	0.00	0.00	0.00	
TOTAL CASH DISBURSEMENTS	3,818,646.85	3,372,156.70	0.00	103,539.29	7,294,342.84	0.00	0.00	0.00	0.00	0.00	0.00	0.00	0.00	0.00	0.00	0.00	7,294,342.84	0.00	0.00	0.00	0.00	3,818,646.85	3,372,156.70	0.00	103,539.29	7,294,342.84		
NON-CASH DISBURSEMENTS	154,819.17	221,470.17	0.00	5,860.71	382,150.05	0.00	0.00	0.00	0.00	0.00	0.00	0.00	0.00	0.00	0.00	0.00	382,150.05	0.00	0.00	0.00	0.00	154,819.17	221,470.17	0.00	5,860.71	382,150.05		
Tax Remittance Advices Issued (TRA)	154,819.17	221,470.17	0.00	5,860.71	382,150.05	0.00	0.00	0.00	0.00	0.00	0.00	0.00	0.00	0.00	0.00	0.00	382,150.05	0.00	0.00	0.00	0.00	154,819.17	221,470.17	0.00	5,860.71	382,150.05		
Non-Cash Availment Authority (NCAA)	0.00	0.00	0.00	0.00	0.00	0.00	0.00	0.00	0.00	0.00	0.00	0.00	0.00	0.00	0.00	0.00	0.00	0.00	0.00	0.00	0.00	0.00	0.00	0.00	0.00	0.00	0.00	
Disbursements effected through outright deductions from claims (release agency, etc.)	0.00	0.00	0.00	0.00	0.00	0.00	0.00	0.00	0.00	0.00	0.00	0.00	0.00	0.00	0.00	0.00	0.00	0.00	0.00	0.00	0.00	0.00	0.00	0.00	0.00	0.00	0.00	
Overpayment of expenses(e.g. personnel benefits)	0.00	0.00	0.00	0.00	0.00	0.00	0.00	0.00	0.00	0.00	0.00	0.00	0.00	0.00	0.00	0.00	0.00	0.00	0.00	0.00	0.00	0.00	0.00	0.00	0.00	0.00	0.00	
Restitution for loss of government property	0.00	0.00	0.00	0.00	0.00	0.00	0.00	0.00	0.00	0.00	0.00	0.00	0.00	0.00	0.00	0.00	0.00	0.00	0.00	0.00	0.00	0.00	0.00	0.00	0.00	0.00	0.00	
Liquidated damages and similar claims	0.00	0.00	0.00	0.00	0.00	0.00	0.00	0.00	0.00	0.00	0.00	0.00	0.00	0.00	0.00	0.00	0.00	0.00	0.00	0.00	0.00	0.00	0.00	0.00	0.00	0.00	0.00	
Others(TEF, BTr, Documentary Stamp Tax, etc.)	0.00	0.00	0.00	0.00	0.00	0.00	0.00	0.00	0.00	0.00	0.00	0.00	0.00	0.00	0.00	0.00	0.00	0.00	0.00	0.00	0.00	0.00	0.00	0.00	0.00	0.00	0.00	
TOTAL NON-CASH DISBURSEMENTS	154,819.17	221,470.17	0.00	5,860.71	382,150.05	0.00	0.00	0.00	0.00	0.00	0.00	0.00	0.00	0.00	0.00	0.00	382,150.05	0.00	0.00	0.00	0.00	154,819.17	221,470.17	0.00	5,860.71	382,150.05		
GRAND TOTAL	3,973,466.02	3,593,626.87	0.00	109,400.00	7,676,492.89	0.00	0.00	0.00	0.00	0.00	0.00	0.00	0.00	0.00	0.00	0.00	7,676,492.89	0.00	0.00	0.00	0.00	3,973,466.02	3,593,626.87	0.00	109,400.00	7,676,492.89		

SUMMARY


Particulars	Previous Report	This Month	As at Date
(1)	(2)	(3)	(4)
Total Disbursement Authorities Received	51,504,614.38	521,755.05	52,026,369.43
NCA	49,367,509.00	139,605.00	49,507,114.00
NTA	0.00	0.00	0.00
Working Fund	0.00	0.00	0.00
TRA	2,137,105.38	382,150.05	2,519,255.43
CDC	0.00	0.00	0.00
NCAA	0.00	0.00	0.00
Less: Notice of Transfer of Allocations (NTA)* issued	0.00	0.00	0.00
Total Disbursement Authorities Available	51,504,614.38	521,755.05	52,026,369.43
Less:	0.00	0.00	0.00
Lapsed NCA	8,447,453.43	1,446,677.66	9,894,131.09
Disbursements	34,455,745.45	7,676,492.89	42,132,238.34
Less: Other Non-Cash Disbursements	0.00	0.00	0.00
Disbursements effected through outright deductions from claims	0.00	0.00	0.00
Overpayment of expenses(e.g. personnel benefits)	0.00	0.00	0.00
Restitution for loss of government property	0.00	0.00	0.00
Liquidated damages and similar claims	0.00	0.00	0.00
Others (e.g. TEF, BTr, Docs Stamp, etc.)	0.00	0.00	0.00
Add/Less: Adjustments (e.g. cancelled/staled checks)	0.00	0.00	0.00
Balance of Disbursement Authorities as at date	8,601,415.50	(8,601,415.50)	0.00
Total Disbursements Program	51,504,614.38	521,755.05	52,026,369.43
Less: *Actual Disbursements	34,455,745.45	7,676,492.89	42,132,238.34
(Over)/Under spending	17,048,868.93	(7,154,737.84)	9,894,131.09

Notes: * The use of NTA is discouraged
 Notes: ** Amounts should tally with the grand total disbursement (column 27).


Certified Correct:


KRIZZEL ANN M. PACHECO
 OIC - Accounting Section
 Date: 10/10/20

Recommending Approval:


NESTOR B. DATU, JR.
 OIC - FAD
 Date: 10/10/20

Approved By:


MA. FLORENDA PRINCESS E. DUQUE
 Director IV
 Date: 10/10/20