

MONTHLY REPORT OF DISBURSEMENTS
For the month of December 2021


Department: Presidential Communications Operations Office (PCOO)
 Agency/Entity: Bureau of Communications Services
 Operating Unit: < not applicable >
 Organization Code (UACS): 25 003 0000000
 Fund Cluster: 01 Regular Agency Fund


| Particulars | Current Year Budget | | | | | Prior Year's Budget | | | | | | | | | | | SUB-TOTAL | Trust Liabilities | | | | Grand Total | | | | | Remarks | |
|--|---------------------|---------------------|-------------|---------------------|---------------------|-------------------------------|-------------|-------------|-------------|---------------|---------------------------------|-------------|-------------|-------------|------------------|-------------|---------------------|-------------------|-------------|-------------|---------------|---------------------|---------------------|-------------|---------------------|---------------------|---------|-------|
| | PS | MOOE | FinEx | CO | TOTAL | Prior Year's Accounts Payable | | | | | Current Year's Accounts Payable | | | | | | | TOTAL | PS | MOOE | CO | TOTAL | PS | MOOE | FinEx | CO | | TOTAL |
| | | | | | | PS | MOOE | FinEx | CO | Sub-Total | PS | MOOE | FinEx | CO | Sub-Total | | | | | | | | | | | | | |
| 1 | 2 | 3 | 4 | 5 | 6=(2+3+4+5) | 7 | 8 | 9 | 10 | 11=(7+8+9+10) | 12 | 13 | 14 | 15 | 16=(12+13+14+15) | 17=(11+16) | 18=(6+17) | 19 | 20 | 21 | 22=(19+20+21) | 23 | 24 | 25 | 26 | 27=(23+24+25+26) | 28 | |
| CASH DISBURSEMENTS | 2,695,456.68 | 5,150,472.80 | 0.00 | 1,633,875.48 | 9,479,804.96 | 0.00 | 0.00 | 0.00 | 0.00 | 0.00 | 0.00 | 0.00 | 0.00 | 0.00 | 0.00 | 0.00 | 9,479,804.96 | 0.00 | 0.00 | 0.00 | 0.00 | 2,695,456.68 | 5,150,472.80 | 0.00 | 1,633,875.48 | 9,479,804.96 | | |
| Notice of Cash Allocation (NCA) | 2,695,456.68 | 5,150,472.80 | 0.00 | 1,633,875.48 | 9,479,804.96 | 0.00 | 0.00 | 0.00 | 0.00 | 0.00 | 0.00 | 0.00 | 0.00 | 0.00 | 0.00 | 0.00 | 9,479,804.96 | 0.00 | 0.00 | 0.00 | 0.00 | 2,695,456.68 | 5,150,472.80 | 0.00 | 1,633,875.48 | 9,479,804.96 | | |
| MDS Checks Issued | 1,177,083.89 | 123,284.06 | 0.00 | 1,633,875.48 | 2,934,243.43 | 0.00 | 0.00 | 0.00 | 0.00 | 0.00 | 0.00 | 0.00 | 0.00 | 0.00 | 0.00 | 0.00 | 2,934,243.43 | 0.00 | 0.00 | 0.00 | 0.00 | 1,177,083.89 | 123,284.06 | 0.00 | 1,633,875.48 | 2,934,243.43 | | |
| Advice to Debit Account | 1,518,372.79 | 5,027,188.74 | 0.00 | 0.00 | 6,545,561.53 | 0.00 | 0.00 | 0.00 | 0.00 | 0.00 | 0.00 | 0.00 | 0.00 | 0.00 | 0.00 | 0.00 | 6,545,561.53 | 0.00 | 0.00 | 0.00 | 0.00 | 1,518,372.79 | 5,027,188.74 | 0.00 | 0.00 | 6,545,561.53 | | |
| Notice of Transfer Allocations (NTA) | 0.00 | 0.00 | 0.00 | 0.00 | 0.00 | 0.00 | 0.00 | 0.00 | 0.00 | 0.00 | 0.00 | 0.00 | 0.00 | 0.00 | 0.00 | 0.00 | 0.00 | 0.00 | 0.00 | 0.00 | 0.00 | 0.00 | 0.00 | 0.00 | 0.00 | 0.00 | | |
| MDS Checks Issued | 0.00 | 0.00 | 0.00 | 0.00 | 0.00 | 0.00 | 0.00 | 0.00 | 0.00 | 0.00 | 0.00 | 0.00 | 0.00 | 0.00 | 0.00 | 0.00 | 0.00 | 0.00 | 0.00 | 0.00 | 0.00 | 0.00 | 0.00 | 0.00 | 0.00 | 0.00 | 0.00 | |
| Advice to Debit Account | 0.00 | 0.00 | 0.00 | 0.00 | 0.00 | 0.00 | 0.00 | 0.00 | 0.00 | 0.00 | 0.00 | 0.00 | 0.00 | 0.00 | 0.00 | 0.00 | 0.00 | 0.00 | 0.00 | 0.00 | 0.00 | 0.00 | 0.00 | 0.00 | 0.00 | 0.00 | 0.00 | |
| Working Fund for FAPs | 0.00 | 0.00 | 0.00 | 0.00 | 0.00 | 0.00 | 0.00 | 0.00 | 0.00 | 0.00 | 0.00 | 0.00 | 0.00 | 0.00 | 0.00 | 0.00 | 0.00 | 0.00 | 0.00 | 0.00 | 0.00 | 0.00 | 0.00 | 0.00 | 0.00 | 0.00 | 0.00 | |
| Cash Disbursement Ceiling (CDC) | 0.00 | 0.00 | 0.00 | 0.00 | 0.00 | 0.00 | 0.00 | 0.00 | 0.00 | 0.00 | 0.00 | 0.00 | 0.00 | 0.00 | 0.00 | 0.00 | 0.00 | 0.00 | 0.00 | 0.00 | 0.00 | 0.00 | 0.00 | 0.00 | 0.00 | 0.00 | 0.00 | |
| TOTAL CASH DISBURSEMENTS | 2,695,456.68 | 5,150,472.80 | 0.00 | 1,633,875.48 | 9,479,804.96 | 0.00 | 0.00 | 0.00 | 0.00 | 0.00 | 0.00 | 0.00 | 0.00 | 0.00 | 0.00 | 0.00 | 9,479,804.96 | 0.00 | 0.00 | 0.00 | 0.00 | 2,695,456.68 | 5,150,472.80 | 0.00 | 1,633,875.48 | 9,479,804.96 | | |
| NON-CASH DISBURSEMENTS | 195,903.71 | 70,205.31 | 0.00 | 92,483.52 | 358,592.54 | 0.00 | 0.00 | 0.00 | 0.00 | 0.00 | 0.00 | 0.00 | 0.00 | 0.00 | 0.00 | 0.00 | 358,592.54 | 0.00 | 0.00 | 0.00 | 0.00 | 195,903.71 | 70,205.31 | 0.00 | 92,483.52 | 358,592.54 | | |
| Tax Remittance Advices Issued (TRA) | 195,903.71 | 70,205.31 | 0.00 | 92,483.52 | 358,592.54 | 0.00 | 0.00 | 0.00 | 0.00 | 0.00 | 0.00 | 0.00 | 0.00 | 0.00 | 0.00 | 0.00 | 358,592.54 | 0.00 | 0.00 | 0.00 | 0.00 | 195,903.71 | 70,205.31 | 0.00 | 92,483.52 | 358,592.54 | | |
| Non-Cash Availment Authority (NCAA) | 0.00 | 0.00 | 0.00 | 0.00 | 0.00 | 0.00 | 0.00 | 0.00 | 0.00 | 0.00 | 0.00 | 0.00 | 0.00 | 0.00 | 0.00 | 0.00 | 0.00 | 0.00 | 0.00 | 0.00 | 0.00 | 0.00 | 0.00 | 0.00 | 0.00 | 0.00 | 0.00 | |
| Disbursements effected through outright deductions from claims (please specify...) | 0.00 | 0.00 | 0.00 | 0.00 | 0.00 | 0.00 | 0.00 | 0.00 | 0.00 | 0.00 | 0.00 | 0.00 | 0.00 | 0.00 | 0.00 | 0.00 | 0.00 | 0.00 | 0.00 | 0.00 | 0.00 | 0.00 | 0.00 | 0.00 | 0.00 | 0.00 | 0.00 | |
| Overpayment of expenses(e.g. personnel benefits) | 0.00 | 0.00 | 0.00 | 0.00 | 0.00 | 0.00 | 0.00 | 0.00 | 0.00 | 0.00 | 0.00 | 0.00 | 0.00 | 0.00 | 0.00 | 0.00 | 0.00 | 0.00 | 0.00 | 0.00 | 0.00 | 0.00 | 0.00 | 0.00 | 0.00 | 0.00 | 0.00 | |
| Restitution for loss of government property | 0.00 | 0.00 | 0.00 | 0.00 | 0.00 | 0.00 | 0.00 | 0.00 | 0.00 | 0.00 | 0.00 | 0.00 | 0.00 | 0.00 | 0.00 | 0.00 | 0.00 | 0.00 | 0.00 | 0.00 | 0.00 | 0.00 | 0.00 | 0.00 | 0.00 | 0.00 | 0.00 | |
| Liquidated damages and similar claims | 0.00 | 0.00 | 0.00 | 0.00 | 0.00 | 0.00 | 0.00 | 0.00 | 0.00 | 0.00 | 0.00 | 0.00 | 0.00 | 0.00 | 0.00 | 0.00 | 0.00 | 0.00 | 0.00 | 0.00 | 0.00 | 0.00 | 0.00 | 0.00 | 0.00 | 0.00 | 0.00 | |
| Others (e.g. BTR, Documentary Stamp Tax, etc.) | 0.00 | 0.00 | 0.00 | 0.00 | 0.00 | 0.00 | 0.00 | 0.00 | 0.00 | 0.00 | 0.00 | 0.00 | 0.00 | 0.00 | 0.00 | 0.00 | 0.00 | 0.00 | 0.00 | 0.00 | 0.00 | 0.00 | 0.00 | 0.00 | 0.00 | 0.00 | 0.00 | |
| TOTAL NON-CASH DISBURSEMENTS | 195,903.71 | 70,205.31 | 0.00 | 92,483.52 | 358,592.54 | 0.00 | 0.00 | 0.00 | 0.00 | 0.00 | 0.00 | 0.00 | 0.00 | 0.00 | 0.00 | 0.00 | 358,592.54 | 0.00 | 0.00 | 0.00 | 0.00 | 195,903.71 | 70,205.31 | 0.00 | 92,483.52 | 358,592.54 | | |
| GRAND TOTAL | 2,891,360.39 | 5,220,678.11 | 0.00 | 1,726,359.00 | 9,838,397.50 | 0.00 | 0.00 | 0.00 | 0.00 | 0.00 | 0.00 | 0.00 | 0.00 | 0.00 | 0.00 | 0.00 | 9,838,397.50 | 0.00 | 0.00 | 0.00 | 0.00 | 2,891,360.39 | 5,220,678.11 | 0.00 | 1,726,359.00 | 9,838,397.50 | | |


SUMMARY

| Particulars | Previous Report | This Month | As at Date |
|--|-----------------|----------------|---------------|
| (1) | (2) | (3) | (4) |
| Total Disbursement Authorities Received | 64,807,145.45 | 5,061,592.54 | 69,868,737.99 |
| NCA | 61,630,998.00 | 4,703,000.00 | 66,333,998.00 |
| NTA | 0.00 | 0.00 | 0.00 |
| Working Fund | 0.00 | 0.00 | 0.00 |
| TRA | 3,176,147.45 | 358,592.54 | 3,534,739.99 |
| CDC | 0.00 | 0.00 | 0.00 |
| NCAA | 0.00 | 0.00 | 0.00 |
| Less: Notice of Transfer of Allocations (NTA)* issued | 0.00 | 0.00 | 0.00 |
| Total Disbursement Authorities Available | 64,807,145.45 | 5,061,592.54 | 69,868,737.99 |
| Less: | 0.00 | 0.00 | 0.00 |
| Lapsed NCA | 4,622.86 | 0.00 | 4,622.86 |
| Disbursements | 58,015,748.97 | 9,838,397.50 | 67,854,146.47 |
| Less: Other Non-Cash Disbursements | 0.00 | 0.00 | 0.00 |
| Disbursements effected through outright deductions from claims | 0.00 | 0.00 | 0.00 |
| Overpayment of expenses(e.g. personnel benefits) | 0.00 | 0.00 | 0.00 |
| Restitution for loss of government property | 0.00 | 0.00 | 0.00 |
| Liquidated damages and similar claims | 0.00 | 0.00 | 0.00 |
| Others (e.g. TEF, BTR, Docs Stamp, etc.) | 0.00 | 0.00 | 0.00 |
| Add/Less: Adjustments (e.g. cancelled/stated checks) | 0.00 | 0.00 | 0.00 |
| Balance of Disbursement Authorities as at date | 6,786,773.62 | (4,776,804.96) | 2,009,968.66 |
| Total Disbursements Program | 64,807,145.45 | 5,061,592.54 | 69,868,737.99 |
| Less: *Actual Disbursements | 58,015,748.97 | 9,838,397.50 | 67,854,146.47 |
| (Over)/Under spending | 6,791,396.48 | (4,776,804.96) | 2,014,591.52 |

Notes: * The use of NTA is discouraged
 Notes: ** Amounts should tally with the grand total disbursement (column 27).

Certified Correct:

 KRIZZEL ANN M. PACHECO
 OIC-Budget Section
 Date: 2022-01-09 21:47:56

Recommending Approval:

 NESTOR B. DATO, JR.
 OIC-FAD
 Date: 2022-01-10 19:07:24

Approved By:

 MA. FLORINDA PRINCESS E. DUQUE
 Director IV
 Date: 2022-01-10 19:08:35