

MONTHLY REPORT OF DISBURSEMENTS
For the month of January 2022


Department: Presidential Communications Operations Office (PCOO)
 Agency/Entity: Bureau of Communications Services
 Operating Unit: < not applicable >
 Organization Code (UACS): 25 003 0000000
 Fund Cluster: 01 Regular Agency Fund


Particulars	Current Year Budget					Prior Year's Budget											SUB-TOTAL	Trust Liabilities				Grand Total					Remarks
	PS	MOOE	FinEx	CO	TOTAL	Prior Year's Accounts Payable					Current Year's Accounts Payable					TOTAL		PS	MOOE	CO	TOTAL	PS	MOOE	FinEx	CO	TOTAL	
						PS	MOOE	FinEx	CO	Sub-Total	PS	MOOE	FinEx	CO	Sub-Total												
1	2	3	4	5	6=(2+3+4+5)	7	8	9	10	11=(7+8+9+10)	12	13	14	15	16=(12+13+14+15)	17=(11+16)	18=(6+17)	19	20	21	22=(19+20+21)	23	24	25	26	27=(23+24+25+26)	28
CASH DISBURSEMENTS	2,626,876.71	255,242.73	0.00	0.00	2,882,119.44	0.00	0.00	0.00	0.00	0.00	0.00	0.00	0.00	0.00	0.00	0.00	2,882,119.44	0.00	0.00	0.00	0.00	2,626,876.71	255,242.73	0.00	0.00	2,882,119.44	
Notice of Cash Allocation (NCA)	2,626,876.71	255,242.73	0.00	0.00	2,882,119.44	0.00	0.00	0.00	0.00	0.00	0.00	0.00	0.00	0.00	0.00	0.00	2,882,119.44	0.00	0.00	0.00	0.00	2,626,876.71	255,242.73	0.00	0.00	2,882,119.44	
MDS Checks Issued	832,841.51	0.00	0.00	0.00	832,841.51	0.00	0.00	0.00	0.00	0.00	0.00	0.00	0.00	0.00	0.00	0.00	832,841.51	0.00	0.00	0.00	0.00	832,841.51	0.00	0.00	0.00	832,841.51	
Advice to Debit Account	1,794,035.20	255,242.73	0.00	0.00	2,049,277.93	0.00	0.00	0.00	0.00	0.00	0.00	0.00	0.00	0.00	0.00	0.00	2,049,277.93	0.00	0.00	0.00	0.00	1,794,035.20	255,242.73	0.00	0.00	2,049,277.93	
Notice of Transfer Allocations (NTA)	0.00	0.00	0.00	0.00	0.00	0.00	0.00	0.00	0.00	0.00	0.00	0.00	0.00	0.00	0.00	0.00	0.00	0.00	0.00	0.00	0.00	0.00	0.00	0.00	0.00	0.00	
MDS Checks Issued	0.00	0.00	0.00	0.00	0.00	0.00	0.00	0.00	0.00	0.00	0.00	0.00	0.00	0.00	0.00	0.00	0.00	0.00	0.00	0.00	0.00	0.00	0.00	0.00	0.00	0.00	
Advice to Debit Account	0.00	0.00	0.00	0.00	0.00	0.00	0.00	0.00	0.00	0.00	0.00	0.00	0.00	0.00	0.00	0.00	0.00	0.00	0.00	0.00	0.00	0.00	0.00	0.00	0.00	0.00	
Working Fund for FAPs	0.00	0.00	0.00	0.00	0.00	0.00	0.00	0.00	0.00	0.00	0.00	0.00	0.00	0.00	0.00	0.00	0.00	0.00	0.00	0.00	0.00	0.00	0.00	0.00	0.00	0.00	
Cash Disbursement Ceiling (CDC)	0.00	0.00	0.00	0.00	0.00	0.00	0.00	0.00	0.00	0.00	0.00	0.00	0.00	0.00	0.00	0.00	0.00	0.00	0.00	0.00	0.00	0.00	0.00	0.00	0.00	0.00	
TOTAL CASH DISBURSEMENTS	2,626,876.71	255,242.73	0.00	0.00	2,882,119.44	0.00	0.00	0.00	0.00	0.00	0.00	0.00	0.00	0.00	0.00	0.00	2,882,119.44	0.00	0.00	0.00	0.00	2,626,876.71	255,242.73	0.00	0.00	2,882,119.44	
NON-CASH DISBURSEMENTS	208,833.35	9,771.78	0.00	0.00	218,605.13	0.00	0.00	0.00	0.00	0.00	0.00	0.00	0.00	0.00	0.00	0.00	218,605.13	0.00	0.00	0.00	0.00	208,833.35	9,771.78	0.00	0.00	218,605.13	
Tax Remittance Advices Issued (TRA)	208,833.35	9,771.78	0.00	0.00	218,605.13	0.00	0.00	0.00	0.00	0.00	0.00	0.00	0.00	0.00	0.00	0.00	218,605.13	0.00	0.00	0.00	0.00	208,833.35	9,771.78	0.00	0.00	218,605.13	
Non-Cash Availment Authority (NCAA)	0.00	0.00	0.00	0.00	0.00	0.00	0.00	0.00	0.00	0.00	0.00	0.00	0.00	0.00	0.00	0.00	0.00	0.00	0.00	0.00	0.00	0.00	0.00	0.00	0.00	0.00	
Disbursements effected through outright deductions from claims (please specify...)	0.00	0.00	0.00	0.00	0.00	0.00	0.00	0.00	0.00	0.00	0.00	0.00	0.00	0.00	0.00	0.00	0.00	0.00	0.00	0.00	0.00	0.00	0.00	0.00	0.00	0.00	
Overpayment of expenses(e.g. personnel benefits)	0.00	0.00	0.00	0.00	0.00	0.00	0.00	0.00	0.00	0.00	0.00	0.00	0.00	0.00	0.00	0.00	0.00	0.00	0.00	0.00	0.00	0.00	0.00	0.00	0.00	0.00	
Restitution for loss or government property	0.00	0.00	0.00	0.00	0.00	0.00	0.00	0.00	0.00	0.00	0.00	0.00	0.00	0.00	0.00	0.00	0.00	0.00	0.00	0.00	0.00	0.00	0.00	0.00	0.00	0.00	
Liquidated damages and similar claims	0.00	0.00	0.00	0.00	0.00	0.00	0.00	0.00	0.00	0.00	0.00	0.00	0.00	0.00	0.00	0.00	0.00	0.00	0.00	0.00	0.00	0.00	0.00	0.00	0.00	0.00	
Others (TEF, BTR, Documentary Stamp Tax, etc.)	0.00	0.00	0.00	0.00	0.00	0.00	0.00	0.00	0.00	0.00	0.00	0.00	0.00	0.00	0.00	0.00	0.00	0.00	0.00	0.00	0.00	0.00	0.00	0.00	0.00	0.00	
TOTAL NON-CASH DISBURSEMENTS	208,833.35	9,771.78	0.00	0.00	218,605.13	0.00	0.00	0.00	0.00	0.00	0.00	0.00	0.00	0.00	0.00	0.00	218,605.13	0.00	0.00	0.00	0.00	208,833.35	9,771.78	0.00	0.00	218,605.13	
GRAND TOTAL	2,835,710.06	265,014.51	0.00	0.00	3,100,724.57	0.00	0.00	0.00	0.00	0.00	0.00	0.00	0.00	0.00	0.00	0.00	3,100,724.57	0.00	0.00	0.00	0.00	2,835,710.06	265,014.51	0.00	0.00	3,100,724.57	


SUMMARY

Particulars (1)	Previous Report (2)	This Month (3)	As at Date (4)
Total Disbursement Authorities Received	0.00	4,615,605.13	4,615,605.13
NCA	0.00	4,397,000.00	4,397,000.00
NTA	0.00	0.00	0.00
Working Fund	0.00	0.00	0.00
TRA	0.00	218,605.13	218,605.13
CDC	0.00	0.00	0.00
NCAA	0.00	0.00	0.00
Less: Notice of Transfer of Allocations (NTA)* Issued	0.00	0.00	0.00
Total Disbursement Authorities Available	0.00	4,615,605.13	4,615,605.13
Less:	0.00	0.00	0.00
Lapsed NCA	0.00	0.00	0.00
Disbursements	0.00	3,100,724.57	3,100,724.57
Less: Other Non-Cash Disbursements	0.00	0.00	0.00
Disbursements effected through outright deductions from claims	0.00	0.00	0.00
Overpayment of expenses(e.g. personnel benefits)	0.00	0.00	0.00
Restitution for loss of government property	0.00	0.00	0.00
Liquidated damages and similar claims	0.00	0.00	0.00
Others (e.g. TEF, BTR, Docs Stamp, etc.)	0.00	0.00	0.00
Add/Less: Adjustments (e.g. cancelled/staled checks)	0.00	0.00	0.00
Balance of Disbursement Authorities as at date	0.00	1,514,880.56	1,514,880.56
Total Disbursements Program	0.00	4,615,605.13	4,615,605.13
Less: *Actual Disbursements	0.00	3,100,724.57	3,100,724.57
(Over)/Under spending	0.00	1,514,880.56	1,514,880.56

Notes: * The use of NTA is discouraged
 Notes: ** Amounts should tally with the grand total disbursement (column 27).

Certified Correct:

 KRIZZEL ANN M. PACHECO
 OIC-Accounting Section
 Date: 2022-02-07 14:06:51

Recommending Approval:

 NESTOR B. DATO, JR.
 OIC-FAD
 Date: 2022-02-07 14:09:01

Approved By:

 MA. FLORENDA PRINCESS E. DUQUE
 Director IV
 Date: 2022-02-07 14:10:13