

STATEMENT OF APPROPRIATIONS, ALLOTMENTS, OBLIGATIONS, DISBURSEMENTS AND BALANCES
As at the Quarter Ending December 31, 2021

Department : Presidential Communications Operations Office (PCOO)
 Agency/Entity : Bureau of Communications Services
 Operating Unit : < not applicable >
 Organization Code (UACS) : 25 003 0000000
 Fund Cluster : 01 Regular Agency Fund
 (e.g. UACS Fund Cluster: 01-Regular Agency Fund, 02-Foreign Assisted Projects Fund, 03-Special Account-Locally Funded/Domestic Grants Fund, and 04-Special Account-Foreign Assisted/Foreign Grants Fund)

X	Current Year Appropriations
	Supplemental Appropriations
	Continuing Appropriations

Particulars	UACS CODE	Appropriations			Allotments					Current Year Obligations					Current Year Disbursements					Balances			
		Authorized Appropriations	Adjustments(Transfers To/From, Modifications/Augmentations)	Adjusted Appropriations	Allotments Received	Adjustments(Reductions, Modifications/Augmentations)	Transfer To	Transfer From	Adjusted Total Allotments	1st Quarter Ending March 31	2nd Quarter Ending June 30	3rd Quarter Ending Sept. 30	4th Quarter Ending Dec. 31	TOTAL	1st Quarter Ending March 31	2nd Quarter Ending June 30	3rd Quarter Ending Sept. 30	4th Quarter Ending Dec. 31	TOTAL	Unreleased Appro	Unobligated Allotments	Unpaid Obligations(15-20)=(23+24)	
																						10=[(6+(-)7)+8+9]	11
I. Agency Specific Budget		65,056,000.00	0.00	65,056,000.00	65,056,000.00	0.00	0.00	0.00	65,056,000.00	20,374,755.17	18,949,611.16	14,720,948.66	9,271,504.13	63,316,819.12	13,985,423.65	19,644,188.39	14,589,949.59	14,271,705.57	62,491,267.20	0.00	1,739,180.88	27,242.92	798,309.00
General Administration and Support	1000000000000000	27,106,000.00	0.00	27,106,000.00	27,106,000.00	0.00	0.00	0.00	27,106,000.00	9,754,942.11	7,089,746.52	5,162,211.83	4,150,304.95	26,157,205.41	5,532,390.94	7,874,965.83	6,837,517.39	5,893,150.71	26,138,024.87	0.00	948,794.59	19,180.54	0.00
General management and supervision	100000100001000	27,106,000.00	0.00	27,106,000.00	27,106,000.00	0.00	0.00	0.00	27,106,000.00	9,754,942.11	7,089,746.52	5,162,211.83	4,150,304.95	26,157,205.41	5,532,390.94	7,874,965.83	6,837,517.39	5,893,150.71	26,138,024.87	0.00	948,794.59	19,180.54	0.00
PS		14,238,000.00	0.00	14,238,000.00	14,238,000.00	0.00	0.00	0.00	14,238,000.00	3,551,554.02	5,841,769.43	4,018,755.49	814,305.57	14,226,384.51	3,290,411.17	5,245,694.50	3,916,320.57	1,763,277.79	14,215,703.97	0.00	11,615.49	10,680.54	0.00
MOOE		12,868,000.00	0.00	12,868,000.00	12,868,000.00	0.00	0.00	0.00	12,868,000.00	6,203,388.09	1,247,977.09	1,143,456.34	3,335,999.38	11,930,820.90	2,241,979.77	2,629,271.33	2,921,196.82	4,129,872.98	11,922,320.90	0.00	937,179.10	8,500.00	0.00
Sub-Total, General Administration and Support		27,106,000.00	0.00	27,106,000.00	27,106,000.00	0.00	0.00	0.00	27,106,000.00	9,754,942.11	7,089,746.52	5,162,211.83	4,150,304.95	26,157,205.41	5,532,390.94	7,874,965.83	6,837,517.39	5,893,150.71	26,138,024.87	0.00	948,794.59	19,180.54	0.00
PS		14,238,000.00	0.00	14,238,000.00	14,238,000.00	0.00	0.00	0.00	14,238,000.00	3,551,554.02	5,841,769.43	4,018,755.49	814,305.57	14,226,384.51	3,290,411.17	5,245,694.50	3,916,320.57	1,763,277.79	14,215,703.97	0.00	11,615.49	10,680.54	0.00
MOOE		12,868,000.00	0.00	12,868,000.00	12,868,000.00	0.00	0.00	0.00	12,868,000.00	6,203,388.09	1,247,977.09	1,143,456.34	3,335,999.38	11,930,820.90	2,241,979.77	2,629,271.33	2,921,196.82	4,129,872.98	11,922,320.90	0.00	937,179.10	8,500.00	0.00
FinEx (if Applicable)		0.00	0.00	0.00	0.00	0.00	0.00	0.00	0.00	0.00	0.00	0.00	0.00	0.00	0.00	0.00	0.00	0.00	0.00	0.00	0.00	0.00	0.00
CO		0.00	0.00	0.00	0.00	0.00	0.00	0.00	0.00	0.00	0.00	0.00	0.00	0.00	0.00	0.00	0.00	0.00	0.00	0.00	0.00	0.00	0.00
Operations	3000000000000000	37,950,000.00	0.00	37,950,000.00	37,950,000.00	0.00	0.00	0.00	37,950,000.00	10,619,813.06	11,859,864.64	9,558,736.83	5,121,199.18	37,159,613.71	8,453,032.71	11,769,222.56	7,752,432.20	8,378,554.86	36,353,242.33	0.00	790,386.29	8,062.38	798,309.00
OO - Public access, engagement and understanding of Presidential policies and government programs achieved		37,950,000.00	0.00	37,950,000.00	37,950,000.00	0.00	0.00	0.00	37,950,000.00	10,619,813.06	11,859,864.64	9,558,736.83	5,121,199.18	37,159,613.71	8,453,032.71	11,769,222.56	7,752,432.20	8,378,554.86	36,353,242.33	0.00	790,386.29	8,062.38	798,309.00
GOVERNMENT COMMUNICATIONS PROGRAM		37,950,000.00	0.00	37,950,000.00	37,950,000.00	0.00	0.00	0.00	37,950,000.00	10,619,813.06	11,859,864.64	9,558,736.83	5,121,199.18	37,159,613.71	8,453,032.71	11,769,222.56	7,752,432.20	8,378,554.86	36,353,242.33	0.00	790,386.29	8,062.38	798,309.00
Development and production of special publications and audio-visual information / communication materials	310100100001000	21,968,000.00	0.00	21,968,000.00	21,968,000.00	0.00	0.00	0.00	21,968,000.00	5,745,425.38	7,250,318.90	6,906,778.34	1,768,873.72	21,671,396.34	4,073,760.95	7,150,962.06	5,151,086.78	5,161,704.17	21,537,513.96	0.00	296,603.66	3,282.38	130,600.00
PS		16,300,000.00	0.00	16,300,000.00	16,300,000.00	0.00	0.00	0.00	16,300,000.00	4,105,111.65	6,505,815.90	4,639,149.09	1,044,197.80	16,294,274.44	3,743,637.56	5,790,853.36	4,538,119.21	2,218,381.93	16,290,992.06	0.00	5,725.58	3,282.38	0.00
MOOE		3,398,000.00	0.00	3,398,000.00	3,398,000.00	0.00	0.00	0.00	3,398,000.00	1,640,313.73	744,503.00	133,270.25	724,675.92	330,123.39	1,360,108.70	551,763.24	51,762.90	193,762.90	155,237.10	0.00	155,237.10	0.00	49,000.00
CO		2,270,000.00	0.00	2,270,000.00	2,270,000.00	0.00	0.00	0.00	2,270,000.00	0.00	0.00	2,134,359.00	0.00	2,134,359.00	0.00	0.00	61,200.00	1,991,559.00	2,052,759.00	0.00	135,641.00	0.00	81,600.00
Production and dissemination of print publications	310100100002000	13,979,000.00	0.00	13,979,000.00	13,979,000.00	0.00	0.00	0.00	13,979,000.00	4,707,233.33	4,377,763.91	2,524,836.81	2,251,509.00	13,861,343.05	4,212,117.41	4,386,478.67	2,502,964.01	2,087,293.96	13,188,854.05	0.00	117,656.95	4,780.00	667,709.00
PS		8,345,000.00	0.00	8,345,000.00	8,345,000.00	0.00	0.00	0.00	8,345,000.00	2,277,848.29	3,479,918.41	2,306,362.94	275,425.00	8,340,154.64	2,123,450.17	3,170,775.37	2,277,350.14	788,578.96	8,340,154.64	0.00	4,845.36	0.00	0.00
MOOE		3,734,000.00	0.00	3,734,000.00	3,734,000.00	0.00	0.00	0.00	3,734,000.00	954,385.04	1,576,084.50	217,873.87	1,576,084.50	3,622,188.41	613,667.24	1,191,703.30	225,613.87	1,318,715.00	3,349,699.41	0.00	111,811.59	4,780.00	267,709.00
CO		1,900,000.00	0.00	1,900,000.00	1,900,000.00	0.00	0.00	0.00	1,900,000.00	1,475,000.00	24,000.00	0.00	400,000.00	1,899,000.00	1,475,000.00	24,000.00	0.00	1,499,000.00	0.00	1,000.00	0.00	400,000.00	
Research, planning and evaluation	310100100003000	2,003,000.00	0.00	2,003,000.00	2,003,000.00	0.00	0.00	0.00	2,003,000.00	167,154.35	231,781.83	127,121.68	1,100,816.46	1,626,874.32	167,154.35	231,781.83	98,381.41	1,129,556.73	1,626,874.32	0.00	376,125.68	0.00	0.00
MOOE		2,003,000.00	0.00	2,003,000.00	2,003,000.00	0.00	0.00	0.00	2,003,000.00	167,154.35	231,781.83	127,121.68	1,100,816.46	1,626,874.32	167,154.35	231,781.83	98,381.41	1,129,556.73	1,626,874.32	0.00	376,125.68	0.00	0.00

This report was generated using the Unified Reporting System on 02/03/2022 11:07 version.FAR1.2.5 ; Status : SUBMITTED

Department : Presidential Communications Operations Office (PCOO)
 Agency/Entity : Bureau of Communications Services
 Operating Unit : < not applicable >
 Organization Code (UACS) : 25 003 0000000
 Fund Cluster : 01 Regular Agency Fund
 (e.g. UACS Fund Cluster: 01-Regular Agency Fund, 02-Foreign Assisted Projects Fund, 03-Special Account-Locally Funded/Domestic Grants Fund, and 04-Special Account-Foreign Assisted/Foreign Grants Fund)

X	Current Year Appropriations
	Supplemental Appropriations
	Continuing Appropriations

Particulars	UACS CODE	Appropriations			Allotments					Current Year Obligations					Current Year Disbursements					Balances			
		Authorized Appropriations	Adjustments(Transfers To/From, Modifications/Augmentations)	Adjusted Appropriations	Allotments Received	Adjustments(Reductions, Modifications/Augmentations)	Transfer To	Transfer From	Adjusted Total Allotments	1st Quarter Ending March 31	2nd Quarter Ending June 30	3rd Quarter Ending Sept. 30	4th Quarter Ending Dec. 31	TOTAL	1st Quarter Ending March 31	2nd Quarter Ending June 30	3rd Quarter Ending Sept. 30	4th Quarter Ending Dec. 31	TOTAL	Unreleased Appro	Unobligated Allotments	Unpaid Obligations(15-20)=(23+24)	
																						10=[(6+(-)7)+8+9]	11
Sub-Total, Operations		37,950,000.00	0.00	37,950,000.00	37,950,000.00	0.00	0.00	0.00	37,950,000.00	10,619,813.06	11,859,864.64	9,558,736.83	5,121,199.18	37,159,613.71	8,453,032.71	11,769,222.56	7,752,432.20	8,378,554.86	36,353,242.33	0.00	790,386.29	8,062.38	798,309.00
PS		24,645,000.00	0.00	24,645,000.00	24,645,000.00	0.00	0.00	0.00	24,645,000.00	6,382,959.94	9,985,734.31	6,946,112.03	1,319,622.80	24,634,429.08	5,867,087.73	8,961,628.73	6,815,469.35	2,986,960.89	24,631,146.70	0.00	10,570.92	3,282.38	0.00
MOOE		9,135,000.00	0.00	9,135,000.00	9,135,000.00	0.00	0.00	0.00	9,135,000.00	2,761,853.12	1,850,130.33	478,265.80	3,401,576.38	8,491,825.63	1,110,944.98	2,783,593.83	875,762.85	3,400,034.97	8,170,336.63	0.00	643,174.37	4,780.00	316,709.00
FinEx (if Applicable)		0.00	0.00	0.00	0.00	0.00	0.00	0.00	0.00	0.00	0.00	0.00	0.00	0.00	0.00	0.00	0.00	0.00	0.00	0.00	0.00	0.00	0.00
CO		4,170,000.00	0.00	4,170,000.00	4,170,000.00	0.00	0.00	0.00	4,170,000.00	1,475,000.00	24,000.00	2,134,359.00	400,000.00	4,033,359.00	1,475,000.00	24,000.00	61,200.00	1,991,559.00	3,551,759.00	0.00	136,641.00	0.00	481,600.00
Sub-Total, I. Agency Specific Budget		65,056,000.00	0.00	65,056,000.00	65,056,000.00	0.00	0.00	0.00	65,056,000.00	20,374,755.17	18,949,611.16	14,720,948.66	9,271,504.13	63,316,819.12	13,985,423.65	19,644,188.39	14,589,949.59	14,271,705.57	62,491,267.20	0.00	1,739,180.88	27,242.92	798,309.00
PS		38,																					

Retirement and Life Insurance Premiums		3,568,000.00	0.00	3,568,000.00	3,568,000.00	0.00	0.00	0.00	0.00	3,568,000.00	808,752.08	781,247.20	803,773.47	788,719.93	3,182,492.68	808,752.08	781,247.20	803,773.47	788,719.93	3,182,492.68	0.00	385,507.32	0.00	0.00
PS		3,568,000.00	0.00	3,568,000.00	3,568,000.00	0.00	0.00	0.00	0.00	3,568,000.00	808,752.08	781,247.20	803,773.47	788,719.93	3,182,492.68	808,752.08	781,247.20	803,773.47	788,719.93	3,182,492.68	0.00	385,507.32	0.00	0.00
Sub-total II. Automatic Appropriations		3,568,000.00	0.00	3,568,000.00	3,568,000.00	0.00	0.00	0.00	0.00	3,568,000.00	808,752.08	781,247.20	803,773.47	788,719.93	3,182,492.68	808,752.08	781,247.20	803,773.47	788,719.93	3,182,492.68	0.00	385,507.32	0.00	0.00
PS		3,568,000.00	0.00	3,568,000.00	3,568,000.00	0.00	0.00	0.00	0.00	3,568,000.00	808,752.08	781,247.20	803,773.47	788,719.93	3,182,492.68	808,752.08	781,247.20	803,773.47	788,719.93	3,182,492.68	0.00	385,507.32	0.00	0.00
MOOE		0.00	0.00	0.00	0.00	0.00	0.00	0.00	0.00	0.00	0.00	0.00	0.00	0.00	0.00	0.00	0.00	0.00	0.00	0.00	0.00	0.00	0.00	0.00
FinEx		0.00	0.00	0.00	0.00	0.00	0.00	0.00	0.00	0.00	0.00	0.00	0.00	0.00	0.00	0.00	0.00	0.00	0.00	0.00	0.00	0.00	0.00	0.00
CO		0.00	0.00	0.00	0.00	0.00	0.00	0.00	0.00	0.00	0.00	0.00	0.00	0.00	0.00	0.00	0.00	0.00	0.00	0.00	0.00	0.00	0.00	0.00
III. Special Purpose Fund		0.00	1,396,998.00	1,396,998.00	0.00	1,396,998.00	0.00	0.00	0.00	1,396,998.00	0.00	196,202.17	0.00	1,200,794.39	1,396,998.56	0.00	196,202.17	0.00	1,200,794.39	1,396,998.56	0.00	1.44	0.00	0.00
Miscellaneous Personnel Benefits Fund		0.00	1,200,795.00	1,200,795.00	0.00	1,200,795.00	0.00	0.00	0.00	1,200,795.00	0.00	0.00	0.00	1,200,794.39	1,200,794.39	0.00	0.00	0.00	1,200,794.39	1,200,794.39	0.00	0.61	0.00	0.00
PS		0.00	1,200,795.00	1,200,795.00	0.00	1,200,795.00	0.00	0.00	0.00	1,200,795.00	0.00	0.00	0.00	1,200,794.39	1,200,794.39	0.00	0.00	0.00	1,200,794.39	1,200,794.39	0.00	0.61	0.00	0.00
Pension and Gratuity Fund		0.00	196,203.00	196,203.00	0.00	196,203.00	0.00	0.00	0.00	196,203.00	0.00	196,202.17	0.00	0.00	196,202.17	0.00	196,202.17	0.00	0.00	196,202.17	0.00	0.83	0.00	0.00
PS		0.00	196,203.00	196,203.00	0.00	196,203.00	0.00	0.00	0.00	196,203.00	0.00	196,202.17	0.00	0.00	196,202.17	0.00	196,202.17	0.00	0.00	196,202.17	0.00	0.83	0.00	0.00
Sub-Total III. Special Purpose Fund		0.00	1,396,998.00	1,396,998.00	0.00	1,396,998.00	0.00	0.00	0.00	1,396,998.00	0.00	196,202.17	0.00	1,200,794.39	1,396,998.56	0.00	196,202.17	0.00	1,200,794.39	1,396,998.56	0.00	1.44	0.00	0.00
PS		0.00	1,396,998.00	1,396,998.00	0.00	1,396,998.00	0.00	0.00	0.00	1,396,998.00	0.00	196,202.17	0.00	1,200,794.39	1,396,998.56	0.00	196,202.17	0.00	1,200,794.39	1,396,998.56	0.00	1.44	0.00	0.00
MOOE		0.00	0.00	0.00	0.00	0.00	0.00	0.00	0.00	0.00	0.00	0.00	0.00	0.00	0.00	0.00	0.00	0.00	0.00	0.00	0.00	0.00	0.00	0.00
FinEx		0.00	0.00	0.00	0.00	0.00	0.00	0.00	0.00	0.00	0.00	0.00	0.00	0.00	0.00	0.00	0.00	0.00	0.00	0.00	0.00	0.00	0.00	0.00
CO		0.00	0.00	0.00	0.00	0.00	0.00	0.00	0.00	0.00	0.00	0.00	0.00	0.00	0.00	0.00	0.00	0.00	0.00	0.00	0.00	0.00	0.00	0.00
IV. Reversion of the Unobligated Allotments charged against R.A. Nos. 11465 and 11494		0.00	0.00	0.00	0.00	0.00	0.00	0.00	0.00	0.00	0.00	0.00	0.00	0.00	0.00	0.00	0.00	0.00	0.00	0.00	0.00	0.00	0.00	0.00
GRAND TOTAL		66,624,000.00	1,396,998.00	70,020,998.00	66,624,000.00	1,396,998.00	0.00	0.00	0.00	70,020,998.00	21,183,507.25	19,927,080.53	15,524,722.13	11,261,018.45	67,896,308.36	14,794,175.73	20,621,637.76	15,393,723.06	16,261,219.89	67,070,756.44	0.00	2,124,689.64	27,242.92	798,309.00

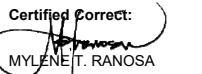
This report was generated using the Unified Reporting System on 02/03/2022 11:09 version.FAR1.2.5 ; Status : SUBMITTED


Department : Presidential Communications Operations Office (PCOO)
Agency/Entity : Bureau of Communications Services
Operating Unit : < not applicable >
Organization Code (UACS) : 25 003 0000000
Fund Cluster : 01 Regular Agency Fund


X	Current Year Appropriations
	Supplemental Appropriations
	Continuing Appropriations


(e.g. UACS Fund Cluster: 01-Regular Agency Fund, 02-Foreign Assisted Projects Fund, 03-Special Account-Locally Funded/Domestic Grants Fund, and 04-Special Account-Foreign Assisted/Foreign Grants Fund)

Particulars	UACS CODE	Appropriations			Allotments			Current Year Obligations					Current Year Disbursements					Balances					
		Authorized Appropriations	Adjustments (Transfers To/From, Modifications/Augmentations)	Adjusted Appropriations	Allotments Received	Adjustments (Reductions, Modifications/Augmentations)	Transfer To	Transfer From	Adjusted Total Allotments	1st Quarter Ending March 31	2nd Quarter Ending June 30	3rd Quarter Ending Sept. 30	4th Quarter Ending Dec. 31	TOTAL	1st Quarter Ending March 31	2nd Quarter Ending June 30	3rd Quarter Ending Sept. 30	4th Quarter Ending Dec. 31	TOTAL	Unreleased Appro	Unobligated Allotments	Unpaid Obligations (15-20)=(23+24)	
																						Due and Demandable	Not Yet Due and Demandable
1	2	3	4	5=(3+4)	6	7	8	9	10=[(6+(-)7)-8+9]	11	12	13	14	15=[(11+12+13+14)]	16	17	18	19	20=[(16+17+18+19)]	21	22	23	24
PS		42,451,000.00	1,396,998.00	43,847,998.00	42,451,000.00	1,396,998.00	0.00	0.00	43,847,998.00	10,743,266.04	16,804,953.11	11,786,640.99	4,123,442.69	43,440,302.83	9,966,250.98	15,184,772.60	11,535,563.39	6,739,752.94	43,426,339.91	0.00	407,695.17	13,962.92	0.00
MOOE		22,003,000.00	0.00	22,003,000.00	22,003,000.00	0.00	0.00	0.00	22,003,000.00	8,965,241.21	3,098,107.42	1,621,722.14	6,737,575.76	20,422,646.53	3,352,924.75	5,412,865.16	3,796,959.67	7,529,907.95	20,092,657.53	0.00	1,580,353.47	13,280.00	316,709.00
CO		4,170,000.00	0.00	4,170,000.00	4,170,000.00	0.00	0.00	0.00	4,170,000.00	1,475,000.00	24,000.00	2,134,359.00	400,000.00	4,033,359.00	1,475,000.00	24,000.00	61,200.00	1,991,559.00	3,551,759.00	0.00	136,641.00	0.00	481,600.00
Recapitulation by OO:																							
I. Agency Specific Budget		37,950,000.00	0.00	37,950,000.00	37,950,000.00	0.00	0.00	0.00	37,950,000.00	10,619,813.06	11,859,864.64	9,558,736.83	5,121,199.18	37,159,613.71	8,453,032.71	11,769,222.56	7,752,432.20	8,378,554.86	36,353,242.33	0.00	790,386.29	8,062.38	798,309.00
GOVERNMENT COMMUNICATIONS PROGRAM		37,950,000.00	0.00	37,950,000.00	37,950,000.00	0.00	0.00	0.00	37,950,000.00	10,619,813.06	11,859,864.64	9,558,736.83	5,121,199.18	37,159,613.71	8,453,032.71	11,769,222.56	7,752,432.20	8,378,554.86	36,353,242.33	0.00	790,386.29	8,062.38	798,309.00

Certified Correct:

MYLENE T. RANOSA
OIC-Budget Section
Date: 2022-03-02 09:22:28

Certified Correct:

KRIZZEL ANN M. PACHECO
OIC-Accounting Section
Date: 2022-03-02 09:22:28

Recommending Approval:

NESTOR B. DATO, JR.
OIC-FAD
Date: 2022-03-02 09:24:37

Approved By:

MA. FLORINDA PRINCESS E. DUQUE
OD-2022-072
Director IV
Date: 2022-03-02 09:27:28

This report was generated using the Unified Reporting System on 02/03/2022 11:10 version.FAR1.2.5 ; Status : SUBMITTED

