






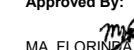


1	2	3	4	5=(3+4)	6	7	8	9	10=[(6+7)-8+9]	11	12	13	14	15=[(11+12+13+14)]	16	17	18	19	20=[(16+17+18+19)]	21=(5-10)	22=(10-15)	23	24
Subscription Expenses	5029907000	430,000.00	907,107.52	1,337,107.52	430,000.00	907,107.52	0.00	0.00	1,337,107.52	536,737.02	426,000.00	23,968.07	280,542.10	1,267,247.19	45,065.18	799,487.20	83,060.39	290,634.42	1,218,247.19	0.00	69,860.33	0.00	49,000.00
Other Subscription Expenses	5029907099	430,000.00	907,107.52	1,337,107.52	430,000.00	907,107.52	0.00	0.00	1,337,107.52	536,737.02	426,000.00	23,968.07	280,542.10	1,267,247.19	45,065.18	799,487.20	83,060.39	290,634.42	1,218,247.19	0.00	69,860.33	0.00	49,000.00
Other Maintenance and Operating Expenses	5029999000	2,158,000.00	(400,231.74)	1,757,768.26	2,158,000.00	(400,231.74)	0.00	0.00	1,757,768.26	111,463.15	119,567.22	307,108.54	860,636.07	1,398,774.98	111,463.15	119,567.22	283,108.54	879,636.07	1,393,774.98	0.00	358,993.28	5,000.00	0.00
Other Maintenance and Operating Expenses	5029999099	2,158,000.00	(400,231.74)	1,757,768.26	2,158,000.00	(400,231.74)	0.00	0.00	1,757,768.26	111,463.15	119,567.22	307,108.54	860,636.07	1,398,774.98	111,463.15	119,567.22	283,108.54	879,636.07	1,393,774.98	0.00	358,993.28	5,000.00	0.00
Capital Outlays		4,170,000.00	0.00	4,170,000.00	4,170,000.00	0.00	0.00	0.00	4,170,000.00	1,475,000.00	24,000.00	2,134,359.00	400,000.00	4,033,359.00	1,475,000.00	24,000.00	61,200.00	1,991,559.00	3,551,759.00	0.00	136,641.00	0.00	481,600.00
Property, Plant and Equipment Outlay	5060400000	4,170,000.00	0.00	4,170,000.00	4,170,000.00	0.00	0.00	0.00	4,170,000.00	1,475,000.00	24,000.00	2,134,359.00	400,000.00	4,033,359.00	1,475,000.00	24,000.00	61,200.00	1,991,559.00	3,551,759.00	0.00	136,641.00	0.00	481,600.00
Machinery and Equipment Outlay	5060405000	4,170,000.00	0.00	4,170,000.00	4,170,000.00	0.00	0.00	0.00	4,170,000.00	1,475,000.00	24,000.00	2,134,359.00	400,000.00	4,033,359.00	1,475,000.00	24,000.00	61,200.00	1,991,559.00	3,551,759.00	0.00	136,641.00	0.00	481,600.00
Information and Communication Technology Equipment	5060405003	1,850,000.00	0.00	1,850,000.00	1,850,000.00	0.00	0.00	0.00	1,850,000.00	0.00	0.00	1,726,359.00	0.00	1,726,359.00	0.00	0.00	0.00	1,726,359.00	1,726,359.00	0.00	123,641.00	0.00	0.00
Printing Equipment	5060405012	1,900,000.00	0.00	1,900,000.00	1,900,000.00	0.00	0.00	0.00	1,900,000.00	1,475,000.00	24,000.00	0.00	400,000.00	1,899,000.00	1,475,000.00	24,000.00	0.00	0.00	1,499,000.00	0.00	1,000.00	0.00	400,000.00
ICT Software	5060405015	420,000.00	0.00	420,000.00	420,000.00	0.00	0.00	0.00	420,000.00	0.00	0.00	408,000.00	0.00	408,000.00	0.00	0.00	61,200.00	265,200.00	326,400.00	0.00	12,000.00	0.00	81,600.00
B. AUTOMATIC APPROPRIATIONS		3,568,000.00	0.00	3,568,000.00	3,568,000.00	0.00	0.00	0.00	3,568,000.00	808,752.08	781,247.20	803,773.47	788,719.93	3,182,492.68	808,752.08	781,247.20	803,773.47	788,719.93	3,182,492.68	0.00	385,507.32	0.00	0.00
Retirement and Life Insurance Premiums		3,568,000.00	0.00	3,568,000.00	3,568,000.00	0.00	0.00	0.00	3,568,000.00	808,752.08	781,247.20	803,773.47	788,719.93	3,182,492.68	808,752.08	781,247.20	803,773.47	788,719.93	3,182,492.68	0.00	385,507.32	0.00	0.00
C. SPECIAL PURPOSE FUNDS		0.00	1,396,998.00	1,396,998.00	0.00	1,396,998.00	0.00	0.00	1,396,998.00	0.00	196,202.17	0.00	1,200,794.39	1,396,998.56	0.00	196,202.17	0.00	1,200,794.39	1,396,998.56	0.00	1.44	0.00	0.00
Miscellaneous Personnel Benefits Fund		0.00	1,200,795.00	1,200,795.00	0.00	1,200,795.00	0.00	0.00	1,200,795.00	0.00	0.00	0.00	1,200,794.39	1,200,794.39	0.00	0.00	0.00	1,200,794.39	1,200,794.39	0.00	0.61	0.00	0.00
Other Compensation	5010200000	0.00	1,200,795.00	1,200,795.00	0.00	1,200,795.00	0.00	0.00	1,200,795.00	0.00	0.00	0.00	1,200,794.39	1,200,794.39	0.00	0.00	0.00	1,200,794.39	1,200,794.39	0.00	0.61	0.00	0.00
Other Bonuses and Allowances		0.00	1,200,795.00	1,200,795.00	0.00	1,200,795.00	0.00	0.00	1,200,795.00	0.00	0.00	0.00	1,200,794.39	1,200,794.39	0.00	0.00	0.00	1,200,794.39	1,200,794.39	0.00	0.61	0.00	0.00
Performance Based Bonus - Civilian	5010299014	0.00	1,200,795.00	1,200,795.00	0.00	1,200,795.00	0.00	0.00	1,200,795.00	0.00	0.00	0.00	1,200,794.39	1,200,794.39	0.00	0.00	0.00	1,200,794.39	1,200,794.39	0.00	0.61	0.00	0.00
Pension and Gratuity Fund		0.00	196,203.00	196,203.00	0.00	196,203.00	0.00	0.00	196,203.00	0.00	196,202.17	0.00	0.00	196,202.17	0.00	196,202.17	0.00	0.00	196,202.17	0.00	0.83	0.00	0.00
Other Personnel Benefits	5010400000	0.00	196,203.00	196,203.00	0.00	196,203.00	0.00	0.00	196,203.00	0.00	196,202.17	0.00	0.00	196,202.17	0.00	196,202.17	0.00	0.00	196,202.17	0.00	0.83	0.00	0.00
Terminal Leave Benefits		0.00	196,203.00	196,203.00	0.00	196,203.00	0.00	0.00	196,203.00	0.00	196,202.17	0.00	0.00	196,202.17	0.00	196,202.17	0.00	0.00	196,202.17	0.00	0.83	0.00	0.00
Terminal Leave Benefits - Civilian	5010403001	0.00	196,203.00	196,203.00	0.00	196,203.00	0.00	0.00	196,203.00	0.00	196,202.17	0.00	0.00	196,202.17	0.00	196,202.17	0.00	0.00	196,202.17	0.00	0.83	0.00	0.00
GRAND TOTAL		68,624,000.00	1,396,998.00	70,020,998.00	68,624,000.00	1,396,998.00	0.00	0.00	70,020,998.00	21,183,507.25	19,927,060.53	15,524,722.13	11,261,018.45	67,896,308.36	14,794,175.73	20,621,637.76	15,393,723.06	16,261,219.89	67,070,756.44	0.00	2,124,689.64	27,242.92	798,309.00

**Certified Correct:**  
  
 MYLENEIT RANOSA  
 OIC-Budget Section  
 Date: 2022-03-03 16:54:30

**Certified Correct:**  
  
 KRIZZEL ANN M. PACHECO  
 OIC-Accounting Section  
 Date: 2022-03-03 16:54:30

**Recommending Approval:**  
  
 NESTOR B. DATU, JR.  
 OIC-FAD  
 Date: 2022-03-03 16:59:19

**Approved By:**  
  
 MA. FLORINA A. DUQUE  
 Director IV  
 Date: 2022-03-03 17:03:49

SUMMARY OF APPROPRIATIONS, ALLOTMENTS, OBLIGATIONS, DISBURSEMENTS AND BALANCES BY OBJECT OF EXPENDITURES

As at the Quarter Ending December 31, 2021

Department: Presidential Communications Operations Office (PCOO)
Agency/Entity: Bureau of Communications Services
Operating Unit: < not applicable >
Organization Code (UACS) : 25 003 0000000
Fund Cluster: 01 Regular Agency Fund
(e.g. UACS Fund Cluster: 01-Regular Agency Fund, 02-Foreign Assisted Projects Fund, 03-Special Account-Locally Funded/Domestic Grants Fund, and 04-Special Account-Foreign Assisted/Foreign Grants Fund)

Table with 2 columns: Category, Status. Includes Current Year Appropriations, Supplemental Appropriations, and Continuing Appropriations (marked with X).

Main data table for Department PCOO, showing Appropriations, Allotments, Obligations, Disbursements, and Balances across various object classes like Salaries, Training, and Supplies.

This report was generated using the Unified Reporting System on null version.FAR1A.1.1 : Status : SUBMITTED

Department: Presidential Communications Operations Office (PCOO)
Agency/Entity: Bureau of Communications Services
Operating Unit: < not applicable >
Organization Code (UACS) : 25 003 0000000
Fund Cluster: 01 Regular Agency Fund
(e.g. UACS Fund Cluster: 01-Regular Agency Fund, 02-Foreign Assisted Projects Fund, 03-Special Account-Locally Funded/Domestic Grants Fund, and 04-Special Account-Foreign Assisted/Foreign Grants Fund)

Table with 2 columns: Category, Status. Includes Current Year Appropriations, Supplemental Appropriations, and Continuing Appropriations (marked with X).

Main data table for Department PCOO, showing Appropriations, Allotments, Obligations, Disbursements, and Balances across various object classes like Postage, Telephone, and Professional Services.

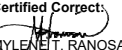
Taxes, Insurance Premiums and Other Fees	5021500000	2,930.60	(2,930.60)	0.00	2,930.60	(2,930.60)	0.00	0.00	0.00	0.00	0.00	0.00	0.00	0.00	0.00	0.00	0.00	0.00	0.00	0.00	0.00	0.00	0.00	0.00	
Insurance Expenses	5021503000	2,930.60	(2,930.60)	0.00	2,930.60	(2,930.60)	0.00	0.00	0.00	0.00	0.00	0.00	0.00	0.00	0.00	0.00	0.00	0.00	0.00	0.00	0.00	0.00	0.00	0.00	
Other Maintenance and Operating Expenses	5029900000	155,184.04	(48,986.58)	106,197.46	155,184.04	(48,986.58)	0.00	0.00	106,197.46	0.00	0.00	0.00	0.00	0.00	0.00	0.00	0.00	0.00	0.00	0.00	0.00	0.00	106,197.46	0.00	0.00
Printing and Publication Expenses	5029902000	37,202.77	0.00	37,202.77	37,202.77	0.00	0.00	0.00	37,202.77	0.00	0.00	0.00	0.00	0.00	0.00	0.00	0.00	0.00	0.00	0.00	0.00	0.00	37,202.77	0.00	0.00
Other Maintenance and Operating Expenses	5029990000	117,981.27	(48,986.58)	68,994.69	117,981.27	(48,986.58)	0.00	0.00	68,994.69	0.00	0.00	0.00	0.00	0.00	0.00	0.00	0.00	0.00	0.00	0.00	0.00	0.00	68,994.69	0.00	0.00
Other Maintenance and Operating Expenses	5029990999	117,981.27	(48,986.58)	68,994.69	117,981.27	(48,986.58)	0.00	0.00	68,994.69	0.00	0.00	0.00	0.00	0.00	0.00	0.00	0.00	0.00	0.00	0.00	0.00	0.00	68,994.69	0.00	0.00
Capital Outlays		193,650.88	(93,650.88)	100,000.00	193,650.88	(93,650.88)	0.00	0.00	100,000.00	0.00	0.00	91,045.00	0.00	91,045.00	0.00	0.00	91,045.00	0.00	91,045.00	0.00	91,045.00	0.00	8,955.00	0.00	0.00
Property, Plant and Equipment Outlay	5060400000	193,650.88	(93,650.88)	100,000.00	193,650.88	(93,650.88)	0.00	0.00	100,000.00	0.00	0.00	91,045.00	0.00	91,045.00	0.00	0.00	91,045.00	0.00	91,045.00	0.00	91,045.00	0.00	8,955.00	0.00	0.00
Machinery and Equipment Outlay	5060405000	193,650.88	(93,650.88)	100,000.00	193,650.88	(93,650.88)	0.00	0.00	100,000.00	0.00	0.00	91,045.00	0.00	91,045.00	0.00	0.00	91,045.00	0.00	91,045.00	0.00	91,045.00	0.00	8,955.00	0.00	0.00
Office Equipment	5060405002	656.00	(656.00)	0.00	656.00	(656.00)	0.00	0.00	0.00	0.00	0.00	0.00	0.00	0.00	0.00	0.00	0.00	0.00	0.00	0.00	0.00	0.00	0.00	0.00	0.00
Information and Communication Technology Equipment	5060405003	192,994.88	(92,994.88)	100,000.00	192,994.88	(92,994.88)	0.00	0.00	100,000.00	0.00	0.00	91,045.00	0.00	91,045.00	0.00	0.00	91,045.00	0.00	91,045.00	0.00	91,045.00	0.00	8,955.00	0.00	0.00
II. Special Purpose Fund		16,211.94	(16,211.94)	0.00	16,211.94	(16,211.94)	0.00	0.00	0.00	0.00	0.00	0.00	0.00	0.00	0.00	0.00	0.00	0.00	0.00	0.00	0.00	0.00	0.00	0.00	0.00
Personnel Services		16,211.94	(16,211.94)	0.00	16,211.94	(16,211.94)	0.00	0.00	0.00	0.00	0.00	0.00	0.00	0.00	0.00	0.00	0.00	0.00	0.00	0.00	0.00	0.00	0.00	0.00	0.00
Other Personnel Benefits	5010400000	16,211.94	(16,211.94)	0.00	16,211.94	(16,211.94)	0.00	0.00	0.00	0.00	0.00	0.00	0.00	0.00	0.00	0.00	0.00	0.00	0.00	0.00	0.00	0.00	0.00	0.00	0.00
Terminal Leave Benefits	5010403000	0.80	(0.80)	0.00	0.80	(0.80)	0.00	0.00	0.00	0.00	0.00	0.00	0.00	0.00	0.00	0.00	0.00	0.00	0.00	0.00	0.00	0.00	0.00	0.00	0.00
Terminal Leave Benefits - Civilian	5010403001	0.80	(0.80)	0.00	0.80	(0.80)	0.00	0.00	0.00	0.00	0.00	0.00	0.00	0.00	0.00	0.00	0.00	0.00	0.00	0.00	0.00	0.00	0.00	0.00	0.00
Other Personnel Benefits	5010499000	16,211.14	(16,211.14)	0.00	16,211.14	(16,211.14)	0.00	0.00	0.00	0.00	0.00	0.00	0.00	0.00	0.00	0.00	0.00	0.00	0.00	0.00	0.00	0.00	0.00	0.00	0.00


This report was generated using the Unified Reporting System on null version.FAR1A.1.1 ; Status : SUBMITTED


Department: Presidential Communications Operations Office (PCOO)  
 Agency/Entity: Bureau of Communications Services  
 Operating Unit: < not applicable >  
 Organization Code (UACS) : 25 003 0000000  
 Fund Cluster: 01 Regular Agency Fund  
 (e.g. UACS Fund Cluster: 01-Regular Agency Fund, 02-Foreign Assisted Projects Fund, 03-Special Account-Locally Funded/Domestic Grants Fund, and 04-Special Account-Foreign Assisted/Foreign Grants Fund)


	Current Year Appropriations
	Supplemental Appropriations
X	Continuing Appropriations

Particulars	UACS CODE	Appropriations			Allotments					Obligations					Disbursements					Balances				
		Authorized Appropriations	Adjustments (Transfer To/From, Modifications/ Augmentations)	Adjusted Appropriations	Allotments Received	Adjustments (Reductions, Modifications/ Augmentations)	Transfer To	Transfer From	Adjusted Allotments	1st Quarter Ending March 31	2nd Quarter Ending June 30	3rd Quarter Ending Sept. 30	4th Quarter Ending Dec. 31	TOTAL	1st Quarter Ending March 31	2nd Quarter Ending June 30	3rd Quarter Ending Sept. 30	4th Quarter Ending Dec. 31	TOTAL	Unreleased Appropriations	Unobligated Allotments	Unpaid Obligations (15-20)=(23+24)		
																						Due and Demandable	Not Yet Due and Demandable	
1	2	3	4	5=(3+4)	6	7	8	9	10=[(6+(-)7) -8+9]	11	12	13	14	15=(11+12+13+14)	16	17	18	19	20=(16+17+18+19)	21=(5-10)	22=(10-15)	23	24	
Lump-sum for Compensation Adjustment	5010499006	16,211.14	(16,211.14)	0.00	16,211.14	(16,211.14)	0.00	0.00	0.00	0.00	0.00	0.00	0.00	0.00	0.00	0.00	0.00	0.00	0.00	0.00	0.00	0.00	0.00	0.00
GRAND TOTAL		1,865,964.76	(759,399.95)	1,106,564.81	1,865,964.76	(759,399.95)	0.00	0.00	1,106,564.81	0.00	318,000.00	91,045.00	0.00	409,045.00	0.00	47,700.00	91,045.00	206,700.00	345,445.00	0.00	697,519.81	0.00	63,600.00	

Certified Correct:  
  
 MYLENE T. RANOSA  
 OIC-Budget Section  
 Date: 2022-03-03 16:54:30

Certified Correct:  
  
 KRIZZEL ANN M. PACHECO  
 OIC-Accounting Section  
 Date: 2022-03-03 16:54:30

Recommending Approval:  
  
 NESTOR B. DATO, JR.  
 OIC-FAD  
 Date: 2022-03-03 16:59:19

Approved By:  
  
 MA. FLORINA A. PRINCESS E. SIQUE  
 Director IV  
 Date: 2022-03-03 17:03:49

OD-2022-076

This report was generated using the Unified Reporting System on 04/03/2022 09:49 version.FAR1A.1.1 ; Status : SUBMITTED