

**MONTHLY REPORT OF DISBURSEMENTS**  
For the month of March 2022


Department: Presidential Communications Operations Office (PCOO)  
 Agency/Entity: Bureau of Communications Services  
 Operating Unit: < not applicable >  
 Organization Code (UACS): 25 003 0000000  
 Fund Cluster: 01 Regular Agency Fund


Particulars	Current Year Budget					Prior Year's Budget											SUB-TOTAL	Trust Liabilities				Grand Total					Remarks		
	PS	MOOE	FinEx	CO	TOTAL	Prior Year's Accounts Payable					Current Year's Accounts Payable							PS	MOOE	CO	TOTAL	PS	MOOE	FinEx	CO	TOTAL			
						PS	MOOE	FinEx	CO	Sub-Total	PS	MOOE	FinEx	CO	Sub-Total	TOTAL													
1	2	3	4	5	6=(2+3+4+5)	7	8	9	10	11=(7+8+9+10)	12	13	14	15	16=(12+13+14+15)	17=(11+16)	18=(6+17)	19	20	21	22=(19+20+21)	23	24	25	26	27=(23+24+25+26)	28		
CASH DISBURSEMENTS	3,463,865.65	3,314,375.50	0.00	1,075,036.85	7,853,278.00	10,680.54	266,647.45	0.00	378,571.43	655,899.42	0.00	0.00	0.00	0.00	0.00	655,899.42	8,509,177.42	0.00	0.00	0.00	0.00	3,474,546.19	3,581,022.95	0.00	1,453,608.28	8,509,177.42			
Notice of Cash Allocation (NCA)	3,463,865.65	3,314,375.50	0.00	1,075,036.85	7,853,278.00	10,680.54	266,647.45	0.00	378,571.43	655,899.42	0.00	0.00	0.00	0.00	0.00	655,899.42	8,509,177.42	0.00	0.00	0.00	0.00	3,474,546.19	3,581,022.95	0.00	1,453,608.28	8,509,177.42			
MDS Checks Issued	866,824.01	665,272.92	0.00	1,075,036.85	2,607,133.78	10,680.54	0.00	0.00	0.00	10,680.54	0.00	0.00	0.00	0.00	0.00	10,680.54	2,617,814.32	0.00	0.00	0.00	0.00	877,504.55	665,272.92	0.00	1,075,036.85	2,617,814.32			
Advice to Debit Account	2,597,041.64	2,649,102.58	0.00	0.00	5,246,144.22	0.00	266,647.45	0.00	378,571.43	645,218.88	0.00	0.00	0.00	0.00	0.00	645,218.88	5,891,363.10	0.00	0.00	0.00	0.00	2,597,041.64	2,915,750.03	0.00	378,571.43	5,891,363.10			
Notice of Transfer Allocations (NTA)	0.00	0.00	0.00	0.00	0.00	0.00	0.00	0.00	0.00	0.00	0.00	0.00	0.00	0.00	0.00	0.00	0.00	0.00	0.00	0.00	0.00	0.00	0.00	0.00	0.00	0.00	0.00		
MDS Checks Issued	0.00	0.00	0.00	0.00	0.00	0.00	0.00	0.00	0.00	0.00	0.00	0.00	0.00	0.00	0.00	0.00	0.00	0.00	0.00	0.00	0.00	0.00	0.00	0.00	0.00	0.00	0.00	0.00	
Advice to Debit Account	0.00	0.00	0.00	0.00	0.00	0.00	0.00	0.00	0.00	0.00	0.00	0.00	0.00	0.00	0.00	0.00	0.00	0.00	0.00	0.00	0.00	0.00	0.00	0.00	0.00	0.00	0.00	0.00	
Working Fund for FAPs	0.00	0.00	0.00	0.00	0.00	0.00	0.00	0.00	0.00	0.00	0.00	0.00	0.00	0.00	0.00	0.00	0.00	0.00	0.00	0.00	0.00	0.00	0.00	0.00	0.00	0.00	0.00	0.00	
Cash Disbursement Ceiling (CDC)	0.00	0.00	0.00	0.00	0.00	0.00	0.00	0.00	0.00	0.00	0.00	0.00	0.00	0.00	0.00	0.00	0.00	0.00	0.00	0.00	0.00	0.00	0.00	0.00	0.00	0.00	0.00	0.00	
<b>TOTAL CASH DISBURSEMENTS</b>	<b>3,463,865.65</b>	<b>3,314,375.50</b>	<b>0.00</b>	<b>1,075,036.85</b>	<b>7,853,278.00</b>	<b>10,680.54</b>	<b>266,647.45</b>	<b>0.00</b>	<b>378,571.43</b>	<b>655,899.42</b>	<b>0.00</b>	<b>0.00</b>	<b>0.00</b>	<b>0.00</b>	<b>0.00</b>	<b>655,899.42</b>	<b>8,509,177.42</b>	<b>0.00</b>	<b>0.00</b>	<b>0.00</b>	<b>0.00</b>	<b>3,474,546.19</b>	<b>3,581,022.95</b>	<b>0.00</b>	<b>1,453,608.28</b>	<b>8,509,177.42</b>			
NON-CASH DISBURSEMENTS	170,501.24	213,453.53	0.00	60,851.15	444,805.92	0.00	14,341.55	0.00	21,428.57	35,770.12	0.00	0.00	0.00	0.00	0.00	35,770.12	480,576.04	0.00	0.00	0.00	0.00	170,501.24	227,795.08	0.00	82,279.72	480,576.04			
Tax Remittance Advices Issued (TRA)	170,501.24	213,453.53	0.00	60,851.15	444,805.92	0.00	14,341.55	0.00	21,428.57	35,770.12	0.00	0.00	0.00	0.00	0.00	35,770.12	480,576.04	0.00	0.00	0.00	0.00	170,501.24	227,795.08	0.00	82,279.72	480,576.04			
Non-Cash Availment Authority (NCAA)	0.00	0.00	0.00	0.00	0.00	0.00	0.00	0.00	0.00	0.00	0.00	0.00	0.00	0.00	0.00	0.00	0.00	0.00	0.00	0.00	0.00	0.00	0.00	0.00	0.00	0.00	0.00		
Disbursements effected through outright deductions from claims (please specify...)	0.00	0.00	0.00	0.00	0.00	0.00	0.00	0.00	0.00	0.00	0.00	0.00	0.00	0.00	0.00	0.00	0.00	0.00	0.00	0.00	0.00	0.00	0.00	0.00	0.00	0.00	0.00		
Overpayment of expenses(e.g. personnel benefits)	0.00	0.00	0.00	0.00	0.00	0.00	0.00	0.00	0.00	0.00	0.00	0.00	0.00	0.00	0.00	0.00	0.00	0.00	0.00	0.00	0.00	0.00	0.00	0.00	0.00	0.00	0.00		
Restitution for loss or government property	0.00	0.00	0.00	0.00	0.00	0.00	0.00	0.00	0.00	0.00	0.00	0.00	0.00	0.00	0.00	0.00	0.00	0.00	0.00	0.00	0.00	0.00	0.00	0.00	0.00	0.00	0.00		
Liquidated damages and similar claims	0.00	0.00	0.00	0.00	0.00	0.00	0.00	0.00	0.00	0.00	0.00	0.00	0.00	0.00	0.00	0.00	0.00	0.00	0.00	0.00	0.00	0.00	0.00	0.00	0.00	0.00	0.00		
Others (TEF, BTR, Documentary Stamp Tax, etc.)	0.00	0.00	0.00	0.00	0.00	0.00	0.00	0.00	0.00	0.00	0.00	0.00	0.00	0.00	0.00	0.00	0.00	0.00	0.00	0.00	0.00	0.00	0.00	0.00	0.00	0.00	0.00		
<b>TOTAL NON-CASH DISBURSEMENTS</b>	<b>170,501.24</b>	<b>213,453.53</b>	<b>0.00</b>	<b>60,851.15</b>	<b>444,805.92</b>	<b>0.00</b>	<b>14,341.55</b>	<b>0.00</b>	<b>21,428.57</b>	<b>35,770.12</b>	<b>0.00</b>	<b>0.00</b>	<b>0.00</b>	<b>0.00</b>	<b>0.00</b>	<b>35,770.12</b>	<b>480,576.04</b>	<b>0.00</b>	<b>0.00</b>	<b>0.00</b>	<b>0.00</b>	<b>170,501.24</b>	<b>227,795.08</b>	<b>0.00</b>	<b>82,279.72</b>	<b>480,576.04</b>			
<b>GRAND TOTAL</b>	<b>3,634,366.89</b>	<b>3,527,829.03</b>	<b>0.00</b>	<b>1,135,888.00</b>	<b>8,298,083.92</b>	<b>10,680.54</b>	<b>280,989.00</b>	<b>0.00</b>	<b>400,000.00</b>	<b>691,669.54</b>	<b>0.00</b>	<b>0.00</b>	<b>0.00</b>	<b>0.00</b>	<b>0.00</b>	<b>691,669.54</b>	<b>8,989,753.46</b>	<b>0.00</b>	<b>0.00</b>	<b>0.00</b>	<b>0.00</b>	<b>3,645,047.43</b>	<b>3,808,818.03</b>	<b>0.00</b>	<b>1,535,888.00</b>	<b>8,989,753.46</b>			


**SUMMARY**

Particulars	Previous Report	This Month	As at Date
(1)	(2)	(3)	(4)
Total Disbursement Authorities Received	10,991,563.00	4,467,576.04	15,459,139.04
NCA	10,543,000.00	3,987,000.00	14,530,000.00
NTA	0.00	0.00	0.00
Working Fund	0.00	0.00	0.00
TRA	448,563.00	480,576.04	929,139.04
CDC	0.00	0.00	0.00
NCAA	0.00	0.00	0.00
Less: Notice of Transfer of Allocations (NTA) issued	0.00	0.00	0.00
Total Disbursement Authorities Available	10,991,563.00	4,467,576.04	15,459,139.04
Less:	0.00	0.00	0.00
Lapsed NCA	0.00	0.00	0.00
Disbursements	6,469,325.22	8,989,753.46	15,459,078.68
Less: Other Non-Cash Disbursements	0.00	0.00	0.00
Disbursements effected through outright deductions from claims	0.00	0.00	0.00
Overpayment of expenses(e.g. personnel benefits)	0.00	0.00	0.00
Restitution for loss of government property	0.00	0.00	0.00
Liquidated damages and similar claims	0.00	0.00	0.00
Others (e.g. TEF, BTR, Docs Stamp, etc.)	0.00	0.00	0.00
Add/Less: Adjustments (e.g. cancelled/stated checks)	0.00	0.00	0.00
Balance of Disbursement Authorities as at date	4,522,237.78	(4,522,177.42)	60.36
Total Disbursements Program	10,991,563.00	4,467,576.04	15,459,139.04
Less: *Actual Disbursements	6,469,325.22	8,989,753.46	15,459,078.68
(Over)/Under spending	4,522,237.78	(4,522,177.42)	60.36

Notes: \* The use of NTA is discouraged  
 Notes: \*\* Amounts should tally with the grand total disbursement (column 27).

Certified Correct:  
  
 KRIZZEL ANN M. PACHECO  
 Chief, Accounting Section  
 Date: 2022-04-04 13:47:10

Recommending Approval:  
  
 NESTOR B. DATO, JR.  
 OIC-FAD  
 Date: 2022-04-04 13:48:50

Approved By:  
  
 EILEEN CRUZ-DAVID  
 OD-2022-090  
 OIC-BCS  
 Date: 2022-04-04 13:50:55