

SUMMARY OF APPROPRIATIONS, ALLOTMENTS, OBLIGATIONS, DISBURSEMENTS AND BALANCES BY OBJECT OF EXPENDITURES
As at the Quarter Ending June 30, 2022

Department : Presidential Communications Operations Office (PCOO)
 Agency : Bureau of Communications Services
 Operating Unit : < not applicable >
 Organization Code (UACS) : 25 003 0000000
 Fund Cluster : 01 Regular Agency Fund
 (e.g. UACS Fund Cluster: 01-Regular Agency Fund, 02-Foreign Assisted Projects Fund, 03-Special Account-Locally Funded/Domestic Grants Fund, and 04-Special Account-Foreign Assisted/Foreign Grants Fund)

X	Current Year Appropriations
	Supplemental Appropriations
	Continuing Appropriations

Particulars	UACS CODE	Appropriations					Allotments			Obligations					Disbursements					Balances			
		Authorized Appropriations	Adjustments (Transfer To/From, Modifications/Augmentations)	Adjusted Appropriations	Allotments Received	Adjustments (Reductions, Modifications/Augmentations)	Transfer To	Transfer From	Adjusted Allotments	1st Quarter Ending March 31	2nd Quarter Ending June 30	3rd Quarter Ending Sept. 30	4th Quarter Ending Dec. 31	TOTAL	1st Quarter Ending March 31	2nd Quarter Ending June 30	3rd Quarter Ending Sept. 30	4th Quarter Ending Dec. 31	TOTAL	Unreleased Appropriations	Unobligated Allotments	Unpaid Obligations (15-20)=(23+24)	
		3	4	5=(3+4)	6	7	8	9	10=[(6+(-)7)-8+9]	11	12	13	14	15=(11+12+13+14)	16	17	18	19	20=(16+17+18+19)	21=(5-10)	22=(10-15)	23	24
SUMMARY		78,692,000.00	1,217,249.00	79,909,249.00	78,692,000.00	1,217,249.00	0.00	0.00	79,909,249.00	21,752,085.51	17,931,389.39	0.00	0.00	39,683,474.90	14,761,408.74	19,813,067.41	0.00	0.00	34,574,476.15	0.00	40,225,774.10	262,439.08	4,846,559.67
A. AGENCY SPECIFIC BUDGET		75,138,000.00	0.00	75,138,000.00	75,138,000.00	0.00	0.00	75,138,000.00	19,815,987.08	17,067,201.73	0.00	0.00	36,883,188.81	13,951,598.82	17,822,591.24	0.00	0.00	31,774,190.06	0.00	38,254,811.19	262,439.08	4,846,559.67	
Personnel Services		38,875,000.00	0.00	38,875,000.00	38,875,000.00	0.00	0.00	38,875,000.00	9,396,038.56	13,286,468.47	0.00	0.00	22,682,507.03	8,473,637.57	12,322,791.43	0.00	0.00	20,796,429.00	0.00	16,192,492.97	36,006.25	1,850,071.78	
Salaries and Wages	5010100000	29,618,000.00	(815,369.15)	28,802,630.85	29,618,000.00	(815,369.15)	0.00	0.00	28,802,630.85	8,190,057.40	9,253,184.07	0.00	0.00	17,443,241.47	7,267,656.41	8,289,507.03	0.00	0.00	15,557,163.44	0.00	11,359,389.38	36,006.25	1,850,071.78
Salaries and Wages - Regular	5010101000	29,618,000.00	(815,369.15)	28,802,630.85	29,618,000.00	(815,369.15)	0.00	0.00	28,802,630.85	8,190,057.40	9,253,184.07	0.00	0.00	17,443,241.47	7,267,656.41	8,289,507.03	0.00	0.00	15,557,163.44	0.00	11,359,389.38	36,006.25	1,850,071.78
Basic Salary - Civilian	5010101001	29,618,000.00	(815,369.15)	28,802,630.85	29,618,000.00	(815,369.15)	0.00	0.00	28,802,630.85	8,190,057.40	9,253,184.07	0.00	0.00	17,443,241.47	7,267,656.41	8,289,507.03	0.00	0.00	15,557,163.44	0.00	11,359,389.38	36,006.25	1,850,071.78
Other Compensation	5010200000	8,527,000.00	0.00	8,527,000.00	8,527,000.00	0.00	0.00	8,527,000.00	1,073,090.84	3,058,298.98	0.00	0.00	4,131,357.82	1,073,090.84	3,058,298.98	0.00	0.00	4,131,357.82	0.00	4,395,642.18	0.00	0.00	
Personal Economic Relief Allowance (PERA)	5010201000	1,680,000.00	0.00	1,680,000.00	1,680,000.00	0.00	0.00	1,680,000.00	538,000.00	553,491.98	0.00	0.00	1,091,491.98	538,000.00	553,491.98	0.00	0.00	1,091,491.98	0.00	588,508.02	0.00	0.00	
PERA - Civilian	5010201001	1,680,000.00	0.00	1,680,000.00	1,680,000.00	0.00	0.00	1,680,000.00	538,000.00	553,491.98	0.00	0.00	1,091,491.98	538,000.00	553,491.98	0.00	0.00	1,091,491.98	0.00	588,508.02	0.00	0.00	
Representation Allowance (RA)	5010202000	288,000.00	0.00	288,000.00	288,000.00	0.00	0.00	288,000.00	77,000.00	106,250.00	0.00	0.00	183,250.00	77,000.00	106,250.00	0.00	0.00	183,250.00	0.00	104,750.00	0.00	0.00	
Transportation Allowance (TA)	5010203000	288,000.00	0.00	288,000.00	288,000.00	0.00	0.00	288,000.00	56,090.84	106,250.00	0.00	0.00	162,340.84	56,090.84	106,250.00	0.00	0.00	162,340.84	0.00	125,659.16	0.00	0.00	
Transportation Allowance (TA)	5010203001	288,000.00	0.00	288,000.00	288,000.00	0.00	0.00	288,000.00	56,090.84	106,250.00	0.00	0.00	162,340.84	56,090.84	106,250.00	0.00	0.00	162,340.84	0.00	125,659.16	0.00	0.00	
Clothing/Uniform Allowance	5010204000	420,000.00	0.00	420,000.00	420,000.00	0.00	0.00	420,000.00	402,000.00	0.00	0.00	0.00	402,000.00	402,000.00	0.00	0.00	0.00	402,000.00	0.00	18,000.00	0.00	0.00	
Clothing/Uniform Allowance - Civilian	5010204001	420,000.00	0.00	420,000.00	420,000.00	0.00	0.00	420,000.00	402,000.00	0.00	0.00	0.00	402,000.00	402,000.00	0.00	0.00	0.00	402,000.00	0.00	18,000.00	0.00	0.00	
Year End Bonus	5010214000	2,469,000.00	0.00	2,469,000.00	2,469,000.00	0.00	0.00	2,469,000.00	0.00	0.00	0.00	0.00	0.00	0.00	0.00	0.00	0.00	0.00	0.00	2,469,000.00	0.00	0.00	
Bonus - Civilian	5010214001	2,469,000.00	0.00	2,469,000.00	2,469,000.00	0.00	0.00	2,469,000.00	0.00	0.00	0.00	0.00	0.00	0.00	0.00	0.00	0.00	0.00	0.00	2,469,000.00	0.00	0.00	
Cash Gift	5010215000	350,000.00	0.00	350,000.00	350,000.00	0.00	0.00	350,000.00	0.00	0.00	0.00	0.00	0.00	0.00	0.00	0.00	0.00	0.00	0.00	350,000.00	0.00	0.00	
Cash Gift - Civilian	5010215001	350,000.00	0.00	350,000.00	350,000.00	0.00	0.00	350,000.00	0.00	0.00	0.00	0.00	0.00	0.00	0.00	0.00	0.00	0.00	0.00	350,000.00	0.00	0.00	
Mid-Year Bonus - Civilian	5010216000	2,469,000.00	0.00	2,469,000.00	2,469,000.00	0.00	0.00	2,469,000.00	0.00	2,097,275.00	0.00	0.00	2,097,275.00	0.00	2,097,275.00	0.00	0.00	2,097,275.00	0.00	371,725.00	0.00	0.00	
Mid-Year Bonus - Civilian	5010216001	2,469,000.00	0.00	2,469,000.00	2,469,000.00	0.00	0.00	2,469,000.00	0.00	2,097,275.00	0.00	0.00	2,097,275.00	0.00	2,097,275.00	0.00	0.00	2,097,275.00	0.00	371,725.00	0.00	0.00	
Other Bonuses and Allowances	5010299000	563,000.00	0.00	563,000.00	563,000.00	0.00	0.00	563,000.00	0.00	195,000.00	0.00	0.00	195,000.00	0.00	195,000.00	0.00	0.00	195,000.00	0.00	368,000.00	0.00	0.00	
Productivity Enhancement Incentive - Civilian	5010299012	350,000.00	0.00	350,000.00	350,000.00	0.00	0.00	350,000.00	0.00	0.00	0.00	0.00	0.00	0.00	0.00	0.00	0.00	0.00	0.00	350,000.00	0.00	0.00	
Anniversary Bonus - Civilian	5010299038	213,000.00	0.00	213,000.00	213,000.00	0.00	0.00	213,000.00	0.00	195,000.00	0.00	0.00	195,000.00	0.00	195,000.00	0.00	0.00	195,000.00	0.00	18,000.00	0.00	0.00	
Personnel Benefit Contributions	5010300000	656,000.00	0.00	656,000.00	656,000.00	0.00	0.00	656,000.00	132,890.32	145,251.65	0.00	0.00	278,141.97	132,890.32	145,251.65	0.00	0.00	278,141.97	0.00	377,858.03	0.00	0.00	
Pag-IBIG Contributions	5010302000	84,000.00	0.00	84,000.00	84,000.00	0.00	0.00	84,000.00	19,900.00	20,300.00	0.00	0.00	40,200.00	19,900.00	20,300.00	0.00	0.00	40,200.00	0.00	43,800.00	0.00	0.00	
Pag-IBIG - Civilian	5010302001	84,000.00	0.00	84,000.00	84,000.00	0.00	0.00	84,000.00	19,900.00	20,300.00	0.00	0.00	40,200.00	19,900.00	20,300.00	0.00	0.00	40,200.00	0.00	43,800.00	0.00	0.00	
PhilHealth Contributions	5010303000	488,000.00	0.00	488,000.00	488,000.00	0.00	0.00	488,000.00	92,790.32	104,351.65	0.00	0.00	197,141.97	92,790.32	104,351.65	0.00	0.00	197,141.97	0.00	290,858.03	0.00	0.00	
PhilHealth - Civilian	5010303001	488,000.00	0.00	488,000.00	488,000.00	0.00	0.00	488,000.00	92,790.32	104,351.65	0.00	0.00	197,141.97	92,790.32	104,351.65	0.00	0.00	197,141.97	0.00	290,858.03	0.00	0.00	
Employees Compensation Insurance Premiums (ECIP)	5010304000	84,000.00	0.00	84,000.00	84,000.00	0.00	0.00	84,000.00	20,200.00	20,600.00	0.00	0.00	40,800.00	20,200.00	20,600.00	0.00	0.00	40,800.00	0.00	43,200.00	0.00	0.00	
ECIP - Civilian	5010304001	84,000.00	0.00	84,000.00	84,000.00	0.00	0.00	84,000.00	20,200.00	20,600.00	0.00	0.00	40,800.00	20,200.00	20,600.00	0.00	0.00	40,800.00	0.00	43,200.00	0.00	0.00	
Other Personnel Benefits	5010400000	74,000.00	815,369.15	889,369.15	74,000.00	815,369.15	0.00	0.00	889,369.15	0.00	829,765.77	0.00	0.00	829,765.77	0.00	829,765.77	0.00	0.00	829,765.77	0.00	59,603.38	0.00	0.00
Other Personnel Benefits	5010499000	74,000.00	815,369.15	889,369.15	74,000.00	815,369.15	0.00	0.00	889,369.15	0.00	829,765.77	0.00	0.00	829,765.77	0.00	829,765.77	0.00	0.00	829,765.77	0.00	59,603.38	0.00	0.00
Lump-sum for Step Increments - Length of Service	5010499010	74,000.00	0.00	74,000.00	74,000.00	0.00	0.00	74,000.00	0.00	14,396.62	0.00	0.00	14,396.62	0.00	14,396.62	0.00	0.00	14,396.62	0.00	59,603.38	0.00	0.00	
Other Personnel Benefits	5010499099	0.00	815,369.15	815,369.15	0.00	815,369.15	0.00	0.00	815,369.15	0.00	815,369.15	0.00	0.00	815,369.15	0.00	815,369.15	0.00	0.00	815,369.15	0.00	0.00	0.00	
Maintenance and Other Operating Expenses		21,973,000.00	0.00	21,973,000.00	21,973,000.00	0.00	0.00	21,973,000.00	9,284,060.52	3,780,733.26	0.00	0.00	13,064,793.78	4,342,073.25	5,499,799.81	0.00	0.00	9,841,873.06	0.00	8,908,206.22	226,432.83	2,996,487.89	
Traveling Expenses	5020100000	277,000.00	10,000.00	287,000.00	277,000.00	10,000.00	0.00	0.00	287,000.00	96,400.00	36,958.50	0.00	0.00	133,358.50	91,900.00	40,296.00	0.00	0.00	132,196.00	0.00	153,641.50	1,162.50	0.00
Traveling Expenses - Local	5020101000</																						

X	Current Year Appropriations
	Supplemental Appropriations
	Continuing Appropriations


(e.g. UACS Fund Cluster: 01-Regular Agency Fund, 02-Foreign Assisted Projects Fund, 03-Special Account-Locally Funded/Domestic Grants Fund, and 04-Special Account-Foreign Assisted/Foreign Grants Fund)


Particulars	UACS CODE	Appropriations			Allotments					Obligations					Disbursements					Balances			
		Authorized Appropriations	Adjustments (Transfer To/From, Modifications/Augmentations)	Adjusted Appropriations	Allotments Received	Adjustments (Reductions, Modifications/Augmentations)	Transfer To	Transfer From	Adjusted Allotments	1st Quarter Ending March 31	2nd Quarter Ending June 30	3rd Quarter Ending Sept. 30	4th Quarter Ending Dec. 31	TOTAL	1st Quarter Ending March 31	2nd Quarter Ending June 30	3rd Quarter Ending Sept. 30	4th Quarter Ending Dec. 31	TOTAL	Unreleased Appropriations	Unobligated Allotments	Unpaid Obligations (15-20)=(23+24)	
																						10=([6+(-)7]-8+9)	11
1	2	3	4	5=(3+4)	6	7	8	9	10=([6+(-)7]-8+9)	11	12	13	14	15=([11+12+13+14])	16	17	18	19	20=([16+17+18+19])	21=(5-10)	22=(10-15)	23	24
Office Equipment	5020321002	149,000.00	103,491.95	252,491.95	149,000.00	103,491.95	0.00	0.00	252,491.95	100,928.20	102,663.75	0.00	0.00	203,591.95	71,428.20	105,698.03	0.00	0.00	177,126.23	0.00	48,900.00	3,310.72	23,155.00
Information and Communications Technology Equipment	5020321003	30,000.00	25,414.00	55,414.00	30,000.00	25,414.00	0.00	0.00	55,414.00	23,000.00	32,414.00	0.00	0.00	55,414.00	23,000.00	23,000.00	0.00	0.00	55,414.00	0.00	0.00	0.00	0.00
Other Machinery and Equipment	5020321099	0.00	36,160.00	36,160.00	0.00	36,160.00	0.00	0.00	36,160.00	12,300.00	23,860.00	0.00	0.00	36,160.00	3,600.00	27,508.76	0.00	0.00	31,108.76	0.00	0.00	642.85	4,408.39
Semi-Expendable Furniture, Fixtures and Books Expenses	5020322000	54,000.00	0.00	54,000.00	54,000.00	0.00	0.00	0.00	54,000.00	32,010.60	0.00	0.00	0.00	32,010.60	32,010.60	0.00	0.00	0.00	32,010.60	0.00	21,989.40	0.00	0.00
Furniture and Fixtures	5020322001	54,000.00	0.00	54,000.00	54,000.00	0.00	0.00	0.00	54,000.00	32,010.60	0.00	0.00	0.00	32,010.60	32,010.60	0.00	0.00	0.00	32,010.60	0.00	21,989.40	0.00	0.00
Other Supplies and Materials Expenses	5020399000	95,000.00	0.00	95,000.00	95,000.00	0.00	0.00	0.00	95,000.00	70,720.00	0.00	0.00	0.00	70,720.00	6,426.00	6,689.50	0.00	0.00	13,115.50	0.00	24,280.00	0.00	57,604.50
Utility Expenses	5020400000	2,849,000.00	0.00	2,849,000.00	2,849,000.00	0.00	0.00	0.00	2,849,000.00	341,356.88	646,483.37	0.00	0.00	987,840.25	341,356.88	637,755.66	0.00	0.00	979,112.54	0.00	1,861,159.75	8,727.71	0.00
Water Expenses	5020401000	649,000.00	0.00	649,000.00	649,000.00	0.00	0.00	0.00	649,000.00	83,491.96	72,342.91	0.00	0.00	155,834.87	83,491.96	71,578.15	0.00	0.00	155,070.11	0.00	493,165.13	764.76	0.00
Electricity Expenses	5020402000	2,200,000.00	0.00	2,200,000.00	2,200,000.00	0.00	0.00	0.00	2,200,000.00	257,864.92	574,140.46	0.00	0.00	832,005.38	257,864.92	566,177.51	0.00	0.00	824,042.43	0.00	1,367,994.62	7,962.95	0.00
Communication Expenses	5020500000	1,863,000.00	0.00	1,863,000.00	1,863,000.00	0.00	0.00	0.00	1,863,000.00	224,937.06	474,975.86	0.00	0.00	699,912.92	93,257.06	599,719.10	0.00	0.00	692,976.16	0.00	1,163,087.08	6,936.76	0.00
Postage and Courier Services	5020501000	1,049,000.00	0.00	1,049,000.00	1,049,000.00	0.00	0.00	0.00	1,049,000.00	133,340.00	353,435.00	0.00	0.00	486,775.00	3,360.00	480,435.31	0.00	0.00	483,435.31	0.00	562,225.00	3,339.69	0.00
Telephone Expenses	5020502000	694,000.00	0.00	694,000.00	694,000.00	0.00	0.00	0.00	694,000.00	91,597.06	121,540.86	0.00	0.00	213,137.92	89,897.06	119,643.79	0.00	0.00	209,540.85	0.00	480,882.08	3,597.07	0.00
Mobile	5020502001	394,000.00	0.00	394,000.00	394,000.00	0.00	0.00	0.00	394,000.00	34,596.52	63,986.65	0.00	0.00	98,583.17	32,896.52	65,686.65	0.00	0.00	98,583.17	0.00	295,416.83	0.00	0.00
Landline	5020502002	300,000.00	0.00	300,000.00	300,000.00	0.00	0.00	0.00	300,000.00	57,000.54	57,554.21	0.00	0.00	114,554.75	57,000.54	53,957.14	0.00	0.00	110,957.68	0.00	185,445.25	3,597.07	0.00
Internet Subscription Expenses	5020503000	120,000.00	0.00	120,000.00	120,000.00	0.00	0.00	0.00	120,000.00	0.00	0.00	0.00	0.00	0.00	0.00	0.00	0.00	0.00	0.00	0.00	120,000.00	0.00	0.00
Confidential, Intelligence and Extraordinary Expenses	5021000000	136,000.00	0.00	136,000.00	136,000.00	0.00	0.00	0.00	136,000.00	30,000.00	30,000.00	0.00	0.00	60,000.00	30,000.00	30,000.00	0.00	0.00	60,000.00	0.00	76,000.00	0.00	0.00
Extraordinary and Miscellaneous Expenses	5021003000	136,000.00	0.00	136,000.00	136,000.00	0.00	0.00	0.00	136,000.00	30,000.00	30,000.00	0.00	0.00	60,000.00	30,000.00	30,000.00	0.00	0.00	60,000.00	0.00	76,000.00	0.00	0.00
Professional Services	5021100000	409,000.00	353,857.30	762,857.30	409,000.00	353,857.30	0.00	0.00	762,857.30	500,443.74	262,413.56	0.00	0.00	762,857.30	279,162.02	286,177.35	0.00	0.00	565,339.37	0.00	0.00	178,550.00	18,967.93
Other Professional Services	5021199000	409,000.00	353,857.30	762,857.30	409,000.00	353,857.30	0.00	0.00	762,857.30	500,443.74	262,413.56	0.00	0.00	762,857.30	279,162.02	286,177.35	0.00	0.00	565,339.37	0.00	0.00	178,550.00	18,967.93
General Services	5021200000	652,000.00	0.00	652,000.00	652,000.00	0.00	0.00	0.00	652,000.00	572,842.80	2,680.00	0.00	0.00	575,522.80	119,342.25	166,327.90	0.00	0.00	285,670.15	0.00	76,477.20	0.00	289,852.65
Security Services	5021203000	600,000.00	0.00	600,000.00	600,000.00	0.00	0.00	0.00	600,000.00	572,842.80	0.00	0.00	0.00	572,842.80	119,342.25	166,327.90	0.00	0.00	285,670.15	0.00	27,157.20	0.00	287,172.68
Other General Services	5021299000	52,000.00	0.00	52,000.00	52,000.00	0.00	0.00	0.00	52,000.00	0.00	2,680.00	0.00	0.00	2,680.00	0.00	0.00	0.00	0.00	0.00	0.00	49,320.00	0.00	2,680.00
Other General Sices	5021299099	52,000.00	0.00	52,000.00	52,000.00	0.00	0.00	0.00	52,000.00	0.00	2,680.00	0.00	0.00	2,680.00	0.00	0.00	0.00	0.00	0.00	0.00	49,320.00	0.00	2,680.00
Repairs and Maintenance	5021300000	1,260,000.00	0.00	1,260,000.00	1,260,000.00	0.00	0.00	0.00	1,260,000.00	228,996.20	110,478.74	0.00	0.00	339,474.94	171,256.70	111,214.20	0.00	0.00	282,470.90	0.00	920,525.06	0.00	57,004.04
Repairs and Maintenance - Machinery and Equipment	5021305000	860,000.00	28,578.00	888,578.00	860,000.00	28,578.00	0.00	0.00	888,578.00	142,911.00	76,550.00	0.00	0.00	219,461.00	106,304.50	56,152.46	0.00	0.00	162,456.96	0.00	669,117.00	0.00	57,004.04
Office Equipment	5021305002	20,000.00	28,578.00	48,578.00	20,000.00	28,578.00	0.00	0.00	48,578.00	0.00	0.00	0.00	0.00	48,578.00	12,144.50	11,385.46	0.00	0.00	23,529.96	0.00	0.00	0.00	25,048.04
Information and Communication Technology Equipment	5021305003	220,000.00	0.00	220,000.00	220,000.00	0.00	0.00	0.00	220,000.00	0.00	6,000.00	0.00	0.00	6,000.00	0.00	6,000.00	0.00	0.00	6,000.00	0.00	214,000.00	0.00	0.00
Communication Equipment	5021305007	20,000.00	0.00	20,000.00	20,000.00	0.00	0.00	0.00	20,000.00	0.00	0.00	0.00	0.00	0.00	0.00	0.00	0.00	0.00	0.00	0.00	20,000.00	0.00	0.00
Printing Equipment	5021305012	600,000.00	0.00	600,000.00	600,000.00	0.00	0.00	0.00	600,000.00	94,333.00	70,550.00	0.00	0.00	164,883.00	94,160.00	38,767.00	0.00	0.00	132,927.00	0.00	435,117.00	0.00	31,956.00
Repairs and Maintenance - Transportation Equipment	5021306000	180,000.00	(58,549.94)	121,450.06	180,000.00	(58,549.94)	0.00	0.00	121,450.06	5,630.00	11,510.00	0.00	0.00	17,140.00	4,780.00	12,360.00	0.00	0.00	17,140.00	0.00	104,310.06	0.00	0.00
Motor Vehicles	5021306001	180,000.00	(58,549.94)	121,450.06	180,000.00	(58,549.94)	0.00	0.00	121,450.06	5,630.00	11,510.00	0.00	0.00	17,140.00	4,780.00	12,360.00	0.00	0.00	17,140.00	0.00	104,310.06	0.00	0.00
Repairs and Maintenance - Leased Assets Improvements	5021309000	220,000.00	29,971.94	249,971.94	220,000.00	29,971.94	0.00	0.00	249,971.94	80,455.20	22,418.74	0.00	0.00	102,873.94	60,172.20	42,701.74	0.00	0.00	102,873.94	0.00	147,098.00	0.00	0.00
Other Leased Assets Improvements	5021309099	220,000.00	29,971.94	249,971.94	220,000.00	29,971.94	0.00	0.00	249,971.94	80,455.20	22,418.74	0.00	0.00	102,873.94	60,172.20	42,701.74	0.00	0.00	102,873.94	0.00	147,098.00	0.00	0.00
Taxes, Insurance Premiums and Other Fees	5021500000	180,000.00	0.00	180,000.00	180,000.00	0.00	0.00	0.00	180,000.00	30,030.41	36,271.16	0.00	0.00	66,301.57	30,030.41	36,271.16	0.00	0.00	113,698.43	0.00	0.00	0.00	0.00
Taxes, Duties and Licenses	5021501000	30,000.00	0.00	30,000.00	30,000.00	0.00	0.00	0.00	30,000.00	2,179.06	0.00	0.00	0.00	2,179.06	2,179.06	0.00	0.00	0.00	2,179.06	0.00	27,820.94	0.00	0.00
Taxes, Duties and Licenses	5021501001																						

Department : Presidential Communications Operations Office (PCOO)
 Agency : Bureau of Communications Services
 Operating Unit : < not applicable >
 Organization Code (UACS) : 25 003 0000000
 Fund Cluster : 01 Regular Agency Fund
 (e.g. UACS Fund Cluster: 01-Regular Agency Fund, 02-Foreign Assisted Projects Fund, 03-Special Account-Locally Funded/Domestic Grants Fund, and 04-Special Account-Foreign Assisted/Foreign Grants Fund)

X	Current Year Appropriations
	Supplemental Appropriations
	Continuing Appropriations


Particulars	UACS CODE	Appropriations			Allotments					Obligations					Disbursements					Balances				
		Authorized Appropriations	Adjustments (Transfer To/From, Modifications/Augmentations)	Adjusted Appropriations	Allotments Received	Adjustments (Reductions, Modifications/Augmentations)	Transfer To	Transfer From	Adjusted Allotments	1st Quarter Ending March 31	2nd Quarter Ending June 30	3rd Quarter Ending Sept. 30	4th Quarter Ending Dec. 31	TOTAL	1st Quarter Ending March 31	2nd Quarter Ending June 30	3rd Quarter Ending Sept. 30	4th Quarter Ending Dec. 31	TOTAL	Unreleased Appropriations	Unobligated Allotments	Unpaid Obligations (15-20)=(23+24)		
		3	4	5=(3+4)	6	7	8	9	10=[(6+(-)7)+8+9]	11	12	13	14	15=(11+12+13+14)	16	17	18	19	20=(16+17+18+19)	21=(5-10)	22=(10-15)	23	24	
Machinery and Equipment Outlay	5060405000	11,350,000.00	0.00	11,350,000.00	11,350,000.00	0.00	0.00	0.00	11,350,000.00	0.00	0.00	0.00	0.00	0.00	0.00	0.00	0.00	0.00	0.00	0.00	0.00	11,350,000.00	0.00	0.00
Information and Communication Technology Equipment	5060405003	2,150,000.00	0.00	2,150,000.00	2,150,000.00	0.00	0.00	0.00	2,150,000.00	0.00	0.00	0.00	0.00	0.00	0.00	0.00	0.00	0.00	0.00	0.00	0.00	2,150,000.00	0.00	0.00
Communication Equipment	5060405007	0.00	300,000.00	300,000.00	0.00	300,000.00	0.00	0.00	300,000.00	0.00	0.00	0.00	0.00	0.00	0.00	0.00	0.00	0.00	0.00	0.00	0.00	300,000.00	0.00	0.00
Printing Equipment	5060405012	1,100,000.00	6,200,000.00	7,300,000.00	1,100,000.00	6,200,000.00	0.00	0.00	7,300,000.00	0.00	0.00	0.00	0.00	0.00	0.00	0.00	0.00	0.00	0.00	0.00	0.00	7,300,000.00	0.00	0.00
ICT Software	5060405015	0.00	1,600,000.00	1,600,000.00	0.00	1,600,000.00	0.00	0.00	1,600,000.00	0.00	0.00	0.00	0.00	0.00	0.00	0.00	0.00	0.00	0.00	0.00	0.00	1,600,000.00	0.00	0.00
Other Machinery and Equipment	5060405099	8,100,000.00	(8,100,000.00)	0.00	8,100,000.00	(8,100,000.00)	0.00	0.00	0.00	0.00	0.00	0.00	0.00	0.00	0.00	0.00	0.00	0.00	0.00	0.00	0.00	0.00	0.00	0.00
Transportation Equipment Outlay	5060406000	2,940,000.00	0.00	2,940,000.00	2,940,000.00	0.00	0.00	0.00	2,940,000.00	1,135,888.00	0.00	0.00	0.00	1,135,888.00	1,135,888.00	0.00	0.00	0.00	1,135,888.00	0.00	0.00	1,804,112.00	0.00	0.00
Motor Vehicles	5060406001	2,940,000.00	0.00	2,940,000.00	2,940,000.00	0.00	0.00	0.00	2,940,000.00	1,135,888.00	0.00	0.00	0.00	1,135,888.00	1,135,888.00	0.00	0.00	0.00	1,135,888.00	0.00	0.00	1,804,112.00	0.00	0.00
B. AUTOMATIC APPROPRIATIONS		3,554,000.00	0.00	3,554,000.00	3,554,000.00	0.00	0.00	0.00	3,554,000.00	809,809.92	773,227.31	0.00	0.00	1,583,037.23	809,809.92	773,227.31	0.00	0.00	1,583,037.23	0.00	0.00	1,970,962.77	0.00	0.00
Retirement and Life Insurance Premiums		3,554,000.00	0.00	3,554,000.00	3,554,000.00	0.00	0.00	0.00	3,554,000.00	809,809.92	773,227.31	0.00	0.00	1,583,037.23	809,809.92	773,227.31	0.00	0.00	1,583,037.23	0.00	0.00	1,970,962.77	0.00	0.00
C. SPECIAL PURPOSE FUNDS		0.00	1,217,249.00	1,217,249.00	0.00	1,217,249.00	0.00	0.00	1,217,249.00	1,126,288.51	90,960.35	0.00	0.00	1,217,248.86	0.00	1,217,248.86	0.00	0.00	1,217,248.86	0.00	0.00	0.14	0.00	0.00
Miscellaneous Personnel Benefits Fund		0.00	1,217,249.00	1,217,249.00	0.00	1,217,249.00	0.00	0.00	1,217,249.00	1,126,288.51	90,960.35	0.00	0.00	1,217,248.86	0.00	1,217,248.86	0.00	0.00	1,217,248.86	0.00	0.00	0.14	0.00	0.00
Other Compensation	5010200000	0.00	1,217,249.00	1,217,249.00	0.00	1,217,249.00	0.00	0.00	1,217,249.00	1,126,288.51	90,960.35	0.00	0.00	1,217,248.86	0.00	1,217,248.86	0.00	0.00	1,217,248.86	0.00	0.00	0.14	0.00	0.00
Other Bonuses and Allowances		0.00	1,217,249.00	1,217,249.00	0.00	1,217,249.00	0.00	0.00	1,217,249.00	1,126,288.51	90,960.35	0.00	0.00	1,217,248.86	0.00	1,217,248.86	0.00	0.00	1,217,248.86	0.00	0.00	0.14	0.00	0.00
Performance Based Bonus - Civilian	5010299014	0.00	1,217,249.00	1,217,249.00	0.00	1,217,249.00	0.00	0.00	1,217,249.00	1,126,288.51	90,960.35	0.00	0.00	1,217,248.86	0.00	1,217,248.86	0.00	0.00	1,217,248.86	0.00	0.00	0.14	0.00	0.00
GRAND TOTAL		78,692,000.00	1,217,249.00	79,909,249.00	78,692,000.00	1,217,249.00	0.00	0.00	79,909,249.00	21,752,085.51	17,931,389.39	0.00	0.00	39,683,474.90	14,761,408.74	19,813,067.41	0.00	0.00	34,574,476.15	0.00	0.00	40,225,774.10	262,439.08	4,846,559.67

Certified Correct:

 MYLENE T. RANOSA
 OIC-Budget Section
 Date: 2022-08-04 09:27:26

Certified Correct:

 KRIZZEL ANN M. PACHECO
 Chief-Accounting Section
 Date: 2022-08-04 09:27:26

Recommending Approval:

 NESTOR B. DATO, JR.
 OIC-FAD
 Date: 2022-08-04 11:25:54

Approved By:

 EILEEN CRUZ-DAVID
 OIC, BCS
 Date: 2022-08-04 11:35:21

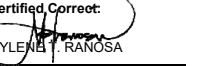
Printing and Publication Expenses	5029902000	170,906.83	0.00	170,906.83	170,906.83	0.00	0.00	0.00	0.00	170,906.83	0.00	0.00	0.00	0.00	48,560.00	0.00	0.00	0.00	0.00	31,421.43	0.00	0.00	0.00	31,421.43	0.00	122,346.83	1,778.57	15,360.00
Subscription Expenses	5029907000	69,860.33	0.00	69,860.33	69,860.33	0.00	0.00	0.00	0.00	69,860.33	0.00	0.00	0.00	0.00	0.00	0.00	0.00	0.00	0.00	0.00	0.00	0.00	0.00	0.00	69,860.33	0.00	0.00	
Other Subscription Expenses	5029907099	69,860.33	0.00	69,860.33	69,860.33	0.00	0.00	0.00	0.00	69,860.33	0.00	0.00	0.00	0.00	0.00	0.00	0.00	0.00	0.00	0.00	0.00	0.00	0.00	0.00	69,860.33	0.00	0.00	
Other Maintenance and Operating Expenses	5029999000	358,993.28	0.00	358,993.28	358,993.28	0.00	0.00	0.00	0.00	358,993.28	0.00	0.00	0.00	0.00	21,387.70	0.00	0.00	0.00	0.00	21,387.70	0.00	0.00	0.00	21,387.70	0.00	337,605.58	0.00	0.00
Other Maintenance and Operating Expenses	5029999099	358,993.28	0.00	358,993.28	358,993.28	0.00	0.00	0.00	0.00	358,993.28	0.00	0.00	0.00	0.00	21,387.70	0.00	0.00	0.00	0.00	21,387.70	0.00	0.00	0.00	21,387.70	0.00	337,605.58	0.00	0.00
Capital Outlays		136,641.00	0.00	136,641.00	136,641.00	0.00	0.00	0.00	0.00	136,641.00	0.00	0.00	0.00	0.00	0.00	0.00	0.00	0.00	0.00	0.00	0.00	0.00	0.00	0.00	136,641.00	0.00	0.00	
Property, Plant and Equipment Outlay	5060400000	136,641.00	0.00	136,641.00	136,641.00	0.00	0.00	0.00	0.00	136,641.00	0.00	0.00	0.00	0.00	0.00	0.00	0.00	0.00	0.00	0.00	0.00	0.00	0.00	0.00	136,641.00	0.00	0.00	
Machinery and Equipment Outlay	5060405000	136,641.00	0.00	136,641.00	136,641.00	0.00	0.00	0.00	0.00	136,641.00	0.00	0.00	0.00	0.00	0.00	0.00	0.00	0.00	0.00	0.00	0.00	0.00	0.00	0.00	136,641.00	0.00	0.00	
Information and Communication Technology Equipment	5060405003	123,641.00	0.00	123,641.00	123,641.00	0.00	0.00	0.00	0.00	123,641.00	0.00	0.00	0.00	0.00	0.00	0.00	0.00	0.00	0.00	0.00	0.00	0.00	0.00	0.00	123,641.00	0.00	0.00	
Printing Equipment	5060405012	1,000.00	0.00	1,000.00	1,000.00	0.00	0.00	0.00	0.00	1,000.00	0.00	0.00	0.00	0.00	0.00	0.00	0.00	0.00	0.00	0.00	0.00	0.00	0.00	0.00	1,000.00	0.00	0.00	
ICT Software	5060405015	12,000.00	0.00	12,000.00	12,000.00	0.00	0.00	0.00	0.00	12,000.00	0.00	0.00	0.00	0.00	0.00	0.00	0.00	0.00	0.00	0.00	0.00	0.00	0.00	0.00	12,000.00	0.00	0.00	
GRAND TOTAL		1,752,659.47	0.00	1,752,659.47	1,716,994.47	0.00	0.00	0.00	0.00	1,716,994.47	41,665.00	156,335.57	0.00	0.00	198,000.57	6,000.00	115,422.00	0.00	0.00	121,422.00	35,665.00	1,518,993.90	1,778.57	74,800.00				


This report was generated using the Unified Reporting System on null version.FAR1A.1.1 ; Status : SUBMITTED

Department: Presidential Communications Operations Office (PCOO)
Agency/Entity: Bureau of Communications Services
Operating Unit: < not applicable >
Organization Code (UACS) : 25 003 0000000
Fund Cluster: 01 Regular Agency Fund
(e.g. UACS Fund Cluster: 01-Regular Agency Fund, 02-Foreign Assisted Projects Fund, 03-Special Account-Locally Funded/Domestic Grants Fund, and 04-Special Account-Foreign Assisted/Foreign Grants Fund)

	Current Year Appropriations
	Supplemental Appropriations
X	Continuing Appropriations


Particulars	UACS CODE	Appropriations			Allotments					Obligations					Disbursements					Balances			
		Authorized Appropriations	Adjustments (Transfer To/From, Modifications/Augmentations)	Adjusted Appropriations	Allotments Received	Adjustments (Reductions, Modifications/Augmentations)	Transfer To	Transfer From	Adjusted Allotments	1st Quarter Ending March 31	2nd Quarter Ending June 30	3rd Quarter Ending Sept. 30	4th Quarter Ending Dec. 31	TOTAL	1st Quarter Ending March 31	2nd Quarter Ending June 30	3rd Quarter Ending Sept. 30	4th Quarter Ending Dec. 31	TOTAL	Unreleased Appropriations	Unobligated Allotments	Unpaid Obligations (15-20)=(23+24)	
																						Due and Demandable	Not Yet Due and Demandable
1	2	3	4	5=(3+4)	6	7	8	9	10=[(6+(-)7)-8+9]	11	12	13	14	15=(11+12+13+14)	16	17	18	19	20=(16+17+18+19)	21=(5-10)	22=(10-15)	23	24

Certified Correct:

MYLENE T. RANOSA
OIC-Budget Section
Date: 2022-08-04 09:27:26

Certified Correct:

KRIZZEL ANN M. RACHECHO
Chief Accounting Section
Date: 2022-08-04 09:27:26

Recommending Approval:

NESJOR B. DATO, JR.
OIC-FAD
Date: 2022-08-04 11:25:54

Approved By:

EILEEN CRUZ-DAVID
OIC, BCS
Date: 2022-08-04 11:35:21