

MONTHLY REPORT OF DISBURSEMENTS
For the month of September 2022

Department Office of the Press Secretary (OPS)
Agency/Entity Bureau of Communications Services
Operating Unit < not applicable >
Organization Code (UACS) 25 003 0000000
Fund Cluster 01 Regular Agency Fund


Particulars	Current Year Budget					Prior Year's Budget										SUB-TOTAL	Trust Liabilities				Grand Total					Remarks	
	PS	MOOE	FinEx	CO	TOTAL	Prior Year's Accounts Payable					Current Year's Accounts Payable						TOTAL	PS	MOOE	CO	TOTAL	PS	MOOE	FinEx	CO		TOTAL
						PS	MOOE	FinEx	CO	Sub-Total	PS	MOOE	FinEx	CO	Sub-Total												
1	2	3	4	5	6=(2+3+4+5)	7	8	9	10	11=(7+8+9+10)	12	13	14	15	16=(12+13+14+15)	17=(11+16)	18=(6+17)	19	20	21	22=(19+20+21)	23	24	25	26	27=(23+24+25+26)	28
CASH DISBURSEMENTS	7,935,523.22	2,610,391.64	0.00	732,510.84	11,278,425.70	0.00	59,625.00	0.00	0.00	59,625.00	0.00	0.00	0.00	0.00	0.00	59,625.00	11,338,050.70	0.00	0.00	0.00	0.00	7,935,523.22	2,670,016.64	0.00	732,510.84	11,338,050.70	
Notice of Cash Allocation (NCA)	7,935,523.22	2,610,391.64	0.00	732,510.84	11,278,425.70	0.00	59,625.00	0.00	0.00	59,625.00	0.00	0.00	0.00	0.00	0.00	59,625.00	11,338,050.70	0.00	0.00	0.00	0.00	7,935,523.22	2,670,016.64	0.00	732,510.84	11,338,050.70	
MDS Checks Issued	769,088.52	851,958.74	0.00	732,510.84	2,353,558.10	0.00	0.00	0.00	0.00	0.00	0.00	0.00	0.00	0.00	0.00	0.00	2,353,558.10	0.00	0.00	0.00	0.00	769,088.52	851,958.74	0.00	732,510.84	2,353,558.10	
Advice to Debit Account	7,166,434.70	1,758,432.90	0.00	0.00	8,924,867.60	0.00	59,625.00	0.00	0.00	59,625.00	0.00	0.00	0.00	0.00	0.00	59,625.00	8,984,492.60	0.00	0.00	0.00	0.00	7,166,434.70	1,818,057.90	0.00	0.00	8,984,492.60	
Notice of Transfer Allocations (NTA)	0.00	0.00	0.00	0.00	0.00	0.00	0.00	0.00	0.00	0.00	0.00	0.00	0.00	0.00	0.00	0.00	0.00	0.00	0.00	0.00	0.00	0.00	0.00	0.00	0.00	0.00	
MDS Checks Issued	0.00	0.00	0.00	0.00	0.00	0.00	0.00	0.00	0.00	0.00	0.00	0.00	0.00	0.00	0.00	0.00	0.00	0.00	0.00	0.00	0.00	0.00	0.00	0.00	0.00	0.00	0.00
Advice to Debit Account	0.00	0.00	0.00	0.00	0.00	0.00	0.00	0.00	0.00	0.00	0.00	0.00	0.00	0.00	0.00	0.00	0.00	0.00	0.00	0.00	0.00	0.00	0.00	0.00	0.00	0.00	0.00
Working Fund for FAPs	0.00	0.00	0.00	0.00	0.00	0.00	0.00	0.00	0.00	0.00	0.00	0.00	0.00	0.00	0.00	0.00	0.00	0.00	0.00	0.00	0.00	0.00	0.00	0.00	0.00	0.00	0.00
Cash Disbursement Ceiling (CDC)	0.00	0.00	0.00	0.00	0.00	0.00	0.00	0.00	0.00	0.00	0.00	0.00	0.00	0.00	0.00	0.00	0.00	0.00	0.00	0.00	0.00	0.00	0.00	0.00	0.00	0.00	0.00
TOTAL CASH DISBURSEMENTS	7,935,523.22	2,610,391.64	0.00	732,510.84	11,278,425.70	0.00	59,625.00	0.00	0.00	59,625.00	0.00	0.00	0.00	0.00	0.00	59,625.00	11,338,050.70	0.00	0.00	0.00	0.00	7,935,523.22	2,670,016.64	0.00	732,510.84	11,338,050.70	
NON-CASH DISBURSEMENTS	155,656.27	165,251.19	0.00	44,072.16	364,979.62	0.00	3,975.00	0.00	0.00	3,975.00	0.00	0.00	0.00	0.00	0.00	3,975.00	368,954.62	0.00	0.00	0.00	0.00	155,656.27	169,226.19	0.00	44,072.16	368,954.62	
Tax Remittance Advices Issued (TRA)	155,656.27	165,251.19	0.00	44,072.16	364,979.62	0.00	3,975.00	0.00	0.00	3,975.00	0.00	0.00	0.00	0.00	0.00	3,975.00	368,954.62	0.00	0.00	0.00	0.00	155,656.27	169,226.19	0.00	44,072.16	368,954.62	
Non-Cash Availment Authority (NCAA)	0.00	0.00	0.00	0.00	0.00	0.00	0.00	0.00	0.00	0.00	0.00	0.00	0.00	0.00	0.00	0.00	0.00	0.00	0.00	0.00	0.00	0.00	0.00	0.00	0.00	0.00	0.00
Disbursements effected through outright deductions from claims (please specify...)	0.00	0.00	0.00	0.00	0.00	0.00	0.00	0.00	0.00	0.00	0.00	0.00	0.00	0.00	0.00	0.00	0.00	0.00	0.00	0.00	0.00	0.00	0.00	0.00	0.00	0.00	0.00
Overpayment of expenses(e.g. personnel benefits)	0.00	0.00	0.00	0.00	0.00	0.00	0.00	0.00	0.00	0.00	0.00	0.00	0.00	0.00	0.00	0.00	0.00	0.00	0.00	0.00	0.00	0.00	0.00	0.00	0.00	0.00	0.00
Restitution for loss or government property	0.00	0.00	0.00	0.00	0.00	0.00	0.00	0.00	0.00	0.00	0.00	0.00	0.00	0.00	0.00	0.00	0.00	0.00	0.00	0.00	0.00	0.00	0.00	0.00	0.00	0.00	0.00
Liquidated damages and similar claims	0.00	0.00	0.00	0.00	0.00	0.00	0.00	0.00	0.00	0.00	0.00	0.00	0.00	0.00	0.00	0.00	0.00	0.00	0.00	0.00	0.00	0.00	0.00	0.00	0.00	0.00	0.00
Others (TEF, BTr, Documentary stamp, etc.)	0.00	0.00	0.00	0.00	0.00	0.00	0.00	0.00	0.00	0.00	0.00	0.00	0.00	0.00	0.00	0.00	0.00	0.00	0.00	0.00	0.00	0.00	0.00	0.00	0.00	0.00	0.00
TOTAL NON-CASH DISBURSEMENTS	155,656.27	165,251.19	0.00	44,072.16	364,979.62	0.00	3,975.00	0.00	0.00	3,975.00	0.00	0.00	0.00	0.00	0.00	3,975.00	368,954.62	0.00	0.00	0.00	0.00	155,656.27	169,226.19	0.00	44,072.16	368,954.62	
GRAND TOTAL	8,091,179.49	2,775,642.83	0.00	776,583.00	11,643,405.32	0.00	63,600.00	0.00	0.00	63,600.00	0.00	0.00	0.00	0.00	0.00	63,600.00	11,707,005.32	0.00	0.00	0.00	0.00	8,091,179.49	2,839,242.83	0.00	776,583.00	11,707,005.32	

SUMMARY


Particulars	Previous Report	This Month	As at Date
(1)	(2)	(3)	(4)
Total Disbursement Authorities Received	48,394,354.55	4,837,954.62	53,232,309.17
NCA	45,998,249.00	4,469,000.00	50,467,249.00
NTA	0.00	0.00	0.00
Working Fund	0.00	0.00	0.00
TRA	2,396,105.55	368,954.62	2,765,060.17
CDC	0.00	0.00	0.00
NCAA	0.00	0.00	0.00
Less: Notice of Transfer of Allocations (NTA)* issued	0.00	0.00	0.00
Total Disbursement Authorities Available	48,394,354.55	4,837,954.62	53,232,309.17
Less:	0.00	0.00	0.00
Lapsed NCA	194,213.75	641,613.17	835,826.92
Disbursements	40,689,476.93	11,707,005.32	52,396,482.25
Less: Other Non-Cash Disbursements	0.00	0.00	0.00
Disbursements effected through outright deductions from claims	0.00	0.00	0.00
Overpayment of expenses(e.g. personnel benefits)	0.00	0.00	0.00
Restitution for loss of government property	0.00	0.00	0.00
Liquidated damages and similar claims	0.00	0.00	0.00
Others (e.g. TEF, BTr, Docs Stamp, etc.)	0.00	0.00	0.00
Add/Less: Adjustments (e.g. cancelled/staled checks)	0.00	0.00	0.00
Balance of Disbursement Authorities as at date	7,510,663.87	(7,510,663.87)	0.00
Total Disbursements Program	48,394,354.55	4,837,954.62	53,232,309.17
Less: *Actual Disbursements	40,689,476.93	11,707,005.32	52,396,482.25
(Over)/Under spending	7,704,877.62	(6,869,050.70)	835,826.92

Notes: * The use of NTA is discouraged
Notes: ** Amounts should tally with the grand total disbursement (column 27).


Certified Correct:


KRIZZEL ANN M. PACHECO
Chief-Accounting Section
Date: 2022-10-06 16:20:06

Recommending Approval:


NESTOR B. DATO, JR.
OIC-FAD
Date: 2022-10-06 16:22:38

Approved By:


EILEEN CRUZ-DAVID
Deputy Director-General
Date: 2022-10-06 16:26:48